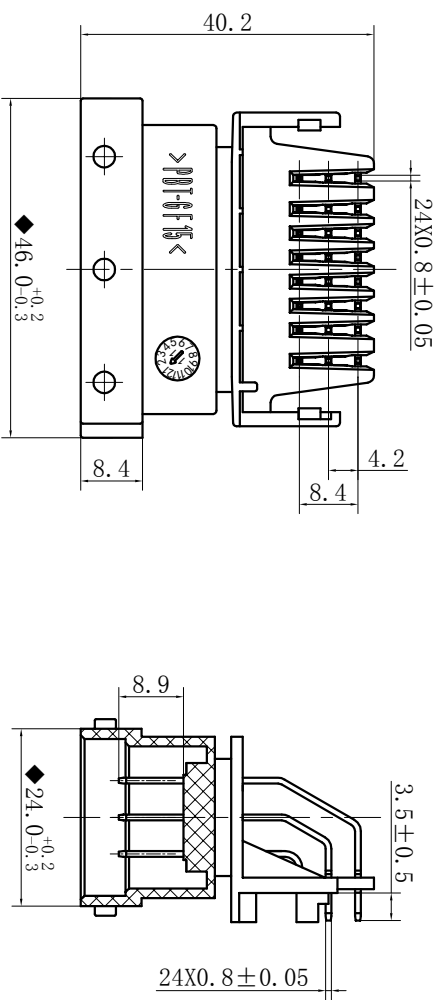
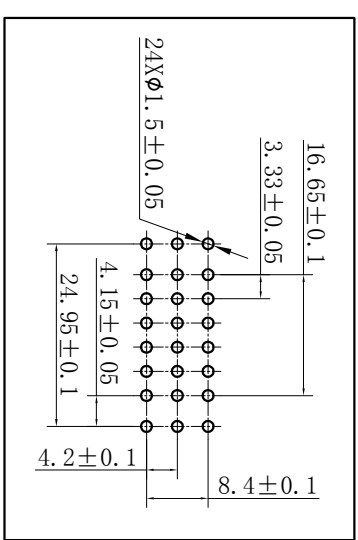
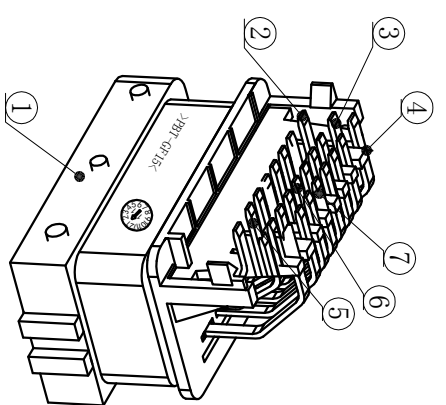
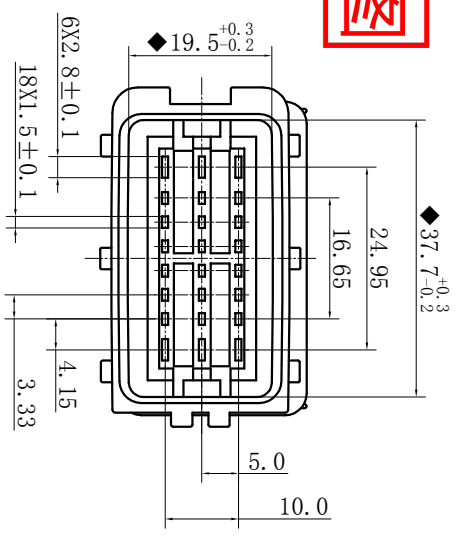


客户用图



标记	ECN	修订内容	签名	日期
MARK		DESCRIPTION	DMN	DATE

PCB板孔位示意图
PCB board hole position diagram

技术要求:

- Technical Requirement:
- 1. ◆“为重要特性, ★“为关键特性, ▲“为安全特性. ◆“is an important feature, ★“ is a key feature, and ▲“ is a safety feature.
 - 2. 未注尺寸公差表 GB/T14486-2008-MT6. Unmarked dimensional tolerance table GB/T14486-2008-MT6
 - 3. 零件不得有影响使用的飞边及注塑缺陷, 产品表面无明显溶积痕等, 不得有漏装配件, 混料等现象. The parts must not have flash and injection defects that affect the use, and there should be no obvious dissolution marks on the surface of the product, and there must be no missing parts, mixing and other phenomena.
 - 4. 满足GB/T 30512-2014《汽车禁用物质要求》. Meet GB/T 30512-2014 Requirements for Prohibited Substances in Automobiles.

温州瓯海电气有限公司
Wenzhou Ouhai Electric Co., Ltd.

NO. TOLERANCES	GB/T14486-2008-MT6	GB/T14486-2008-MT6	尺寸公差 DIM. TOLERANCES	尺寸公差 DIM. TOLERANCES	尺寸公差 DIM. TOLERANCES
①	CZ-1.5×0.8-004-R	1.5长插针	±0.23	>14~18	±0.37
②	CZ-1.5×0.8-006-R	1.5中插针	±0.26	>18~24	±0.41
③	CZ-1.5×0.8-008-R	1.5短插针	±0.29	>24~30	±0.45
④	CZ-2.8×0.8-003-R	2.8长插针	±0.33	>30~40	±0.50
⑤	CZ-2.8×0.8-005-R	2.8中插针			
⑥	CZ-2.8×0.8-007-R	2.8短插针			
⑦	CZ-2.8×0.8-008-R	2.8中插针			

代号 NO.	产品型号 PART NO.	产品名称 NAME	材质 MATERIAL	用量 QTY	颜色 COLOUR	客户型号 TYPE	客户型号 ARTICLE NO.	版次 REV.	第一视角	比例	单位 UNIT	页数 PAGE
①	AH7242-1.5/2.8-11-1	针座 WAFFER	PBT+GF	1	黑色 BLACK	AH7242-1.5/2.8-11	1.0	1:1	mm	1/1		