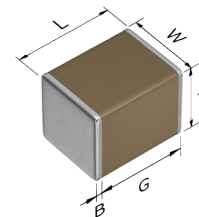


TDK item description C3225X7S1H106KT***S

| | |
|---------------------|---|
| Applications | Commercial Grade Please refer to Part No. CGA6P3X7S1H106K250AE for Automotive use. |
| Feature | Soft Termination |
| Series | C3225 [EIA 1210] |
| Status | Production |
| Brand | TDK |



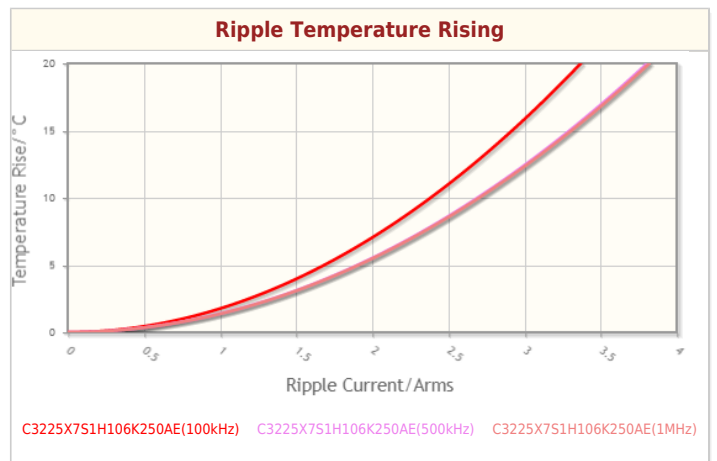
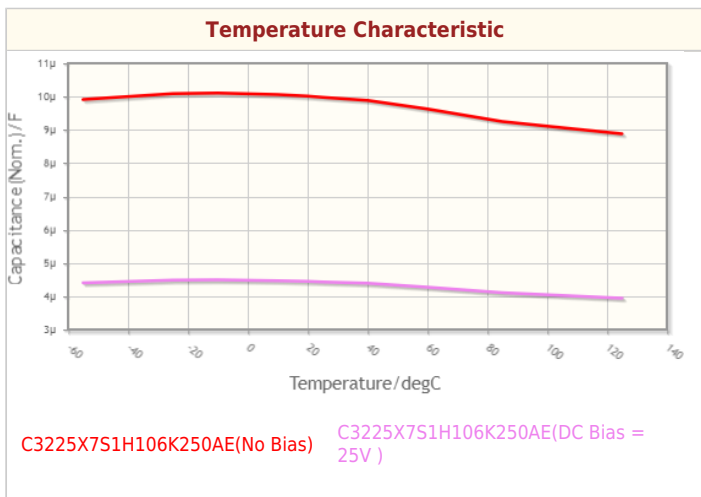
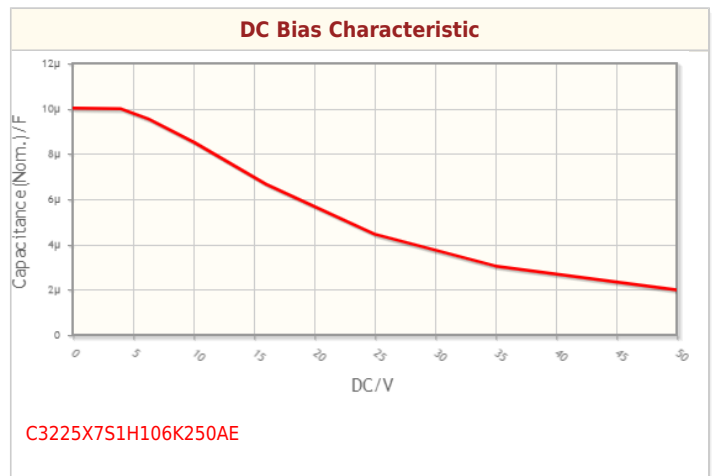
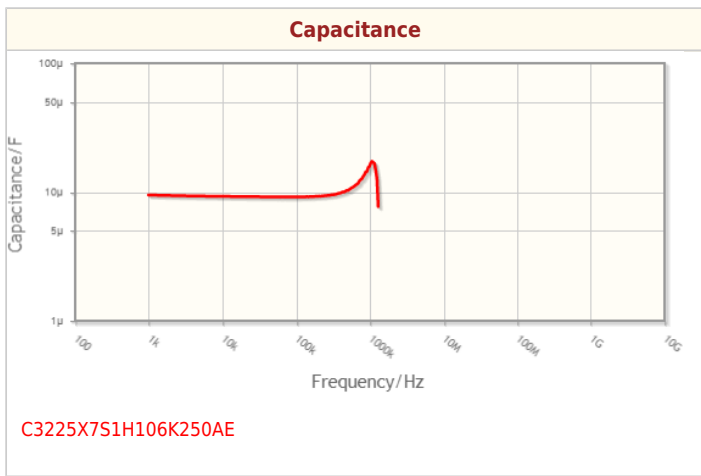
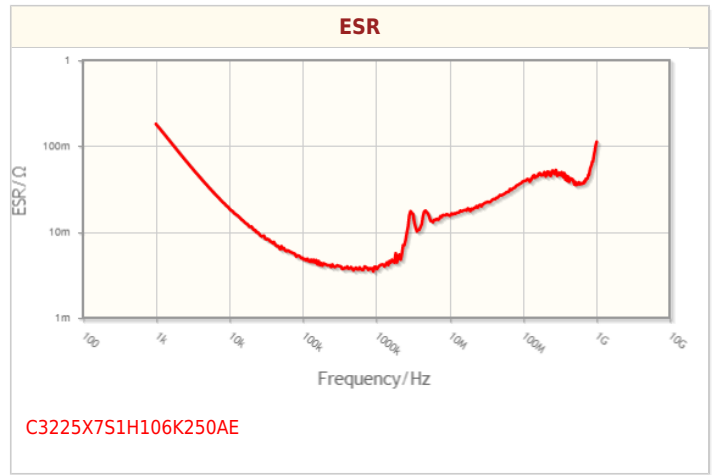
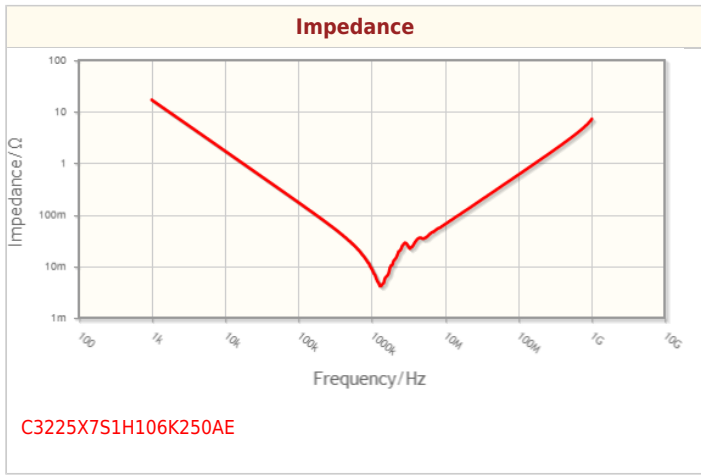
| Size | |
|-------------------------------|----------------------|
| Length(L) | 3.20mm +0.50,-0.40mm |
| Width(W) | 2.50mm ±0.30mm |
| Thickness(T) | 2.50mm ±0.30mm |
| Terminal Width(B) | 0.20mm Min. |
| Terminal Spacing(G) | |
| Recommended Land Pattern (PA) | 2.00mm to 2.40mm |
| Recommended Land Pattern (PB) | 1.00mm to 1.20mm |
| Recommended Land Pattern (PC) | 1.90mm to 2.50mm |

| Electrical Characteristics | |
|------------------------------|-----------|
| Capacitance | 10µF ±10% |
| Rated Voltage | 50VDC |
| Temperature Characteristic | X7S(±22%) |
| Dissipation Factor (Max.) | 5% |
| Insulation Resistance (Min.) | 50MΩ |

| Other | |
|------------------|---------------------------------------|
| Soldering Method | Reflow |
| AEC-Q200 | NO |
| Packing | Embossed (Plastic)Taping [180mm Reel] |
| Package Quantity | 1000pcs |

! Images are for reference only and show exemplary products.
 ! This PDF document was created based on the data listed on the TDK Corporation website.
 ! All specifications are subject to change without notice.

Characteristic Graphs(This is reference data, and does not guarantee the products characteristics.)



! Images are for reference only and show exemplary products.
! This PDF document was created based on the data listed on the TDK Corporation website.
! All specifications are subject to change without notice.

Associated Images

