

# PZ-64-66



**PZ-64**  
Length 145mm




**PZ-66**  
Length 150mm

## Hold the screw head and lock it up to twist!!

- Vertically serrated jaws bite a stuck screw head while locking it securely. It helps to optimize your grip strength for twisting off stubborn screws.
- Quick release mechanism, just open the handles to unlock the gripping jaws
- Rubber handles provide you with a comfortable grip.
- Patented technique

## Features



Vertical serrations  
in the center




Grip & remove a stuck  
screw in seconds



Can be retightened with  
a hex key wrench (4mm)



Securely hold  
different workpieces



The max. round bar sizes that  
can be held with PZ-64 & PZ-65




**Quick release:** Just pull  
the handles with both hands

## Operation Guide



Step 1 : Loosen the adjusting bolt.



Step 2 : Adjust the opening jaws with the bolt to fit the diameter of a screw.



Step 3 : Fasten the adjusting bolt further (half a turn to the right)



Step 4 : Squeeze the handles to lock the jaws.

Note



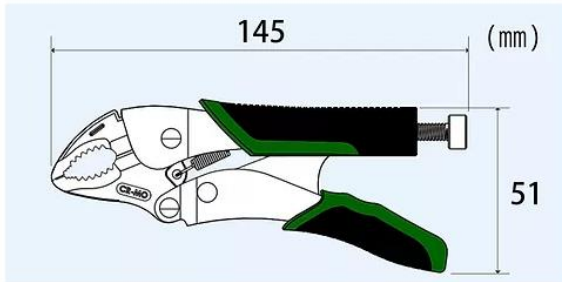
- 1) The tool may not remove specially-hardened, heat-treated or glued screws.
- 2) Be sure to apply this tool to a screw head, but not to screw thread.

Screw Head Size

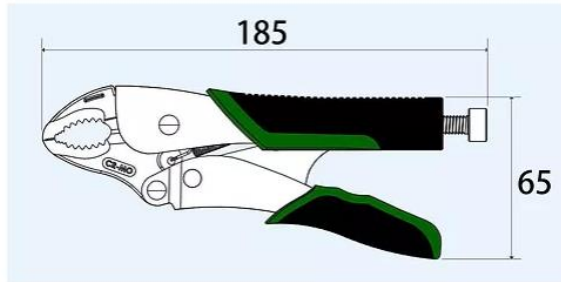


- Dome (Truss) Head
- Round or Pan Head
- Screw head: dia. 3 to 9.5mm (PZ-64)
- Screw head: dia. 7 to 12mm (PZ-65)
- Screw head: dia. 3 to 5.5mm(PZ-66)

Specifications



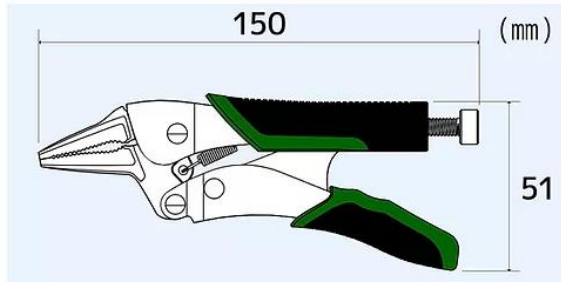
PZ-64 Size



PZ-65 Size



PZ-66 with a slender nose



PZ-66 Size

Item No.	O.A. Length	Screw Head Size	Jaws Hardness	Holdable Round Bar	Weight	Material
PZ-64	145mm	dia. 3 to 9.5mm	HRC57±3	Max. dia. 28mm	205g	Body: Cr-Mo Handles: TPR
PZ-65	185mm	dia. 7 to 12mm		Max. dia. 40mm	400g	
PZ-66	150mm	dia. 3 to 5.5mm		Max. dia. 8mm	210g	