



PJSOT05C-02 / PJSOT24C-02

STANDARD CAPACITANCE TVS ARRAY

VOLTAGE 5 / 24 Volt **POWER** 140 Watt

FEATURES

- 140 Watts Peak Pulse Power per Line (tp=8/20 ms)
- Low Clamping Voltage
- Available in Multiple Voltage Types Ranging from 5V
- IEC61000-4-2 ESD 15kV air, 8kV Contact compliance
- Lead free in compliance with EU RoHS 2011/65/EU directive
- Green molding compound as per IEC61249 Std. . (Halogen Free)

MECHANICAL DATA

- Case: SOT-23
- Terminals: Solderable per MIL-STD-750, Method 2026
- Approx. Weight: 0.0003 ounce, 0.0084 gram

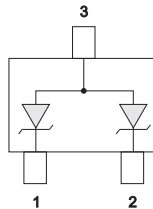
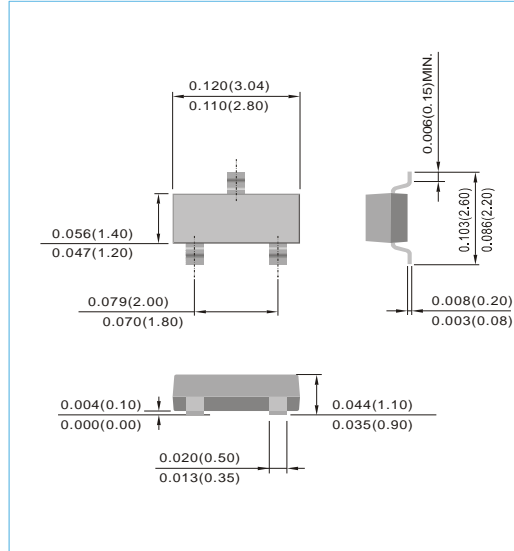


Fig.25

SOT-23 Unit : inch(mm)



DEVICE CHARACTERISTICS

Ratings at 25°C unless otherwise specified.

PARAMETER	SYMBOL	VALUE	UNITS
Peak Pulse Power (tp=8/20μs)	P _{PP}	140	Watts
Operating Temperature	T _J	-50 to 150	°C
Storage Temperature	T _{STG}	-50 to 150	°C
Forward Voltage@100mA, 300μs-Square Wave	V _F	1.5	Volts

Part Number	Reverse Stand-off Voltage	Minum Breakdown Voltage	Max Clamping Voltage @ 8/20 μsec	Peak Pulse Current 8/20 μsec	Maximum Leakage Current	Off-State Capacitance, 1MHz Zero dc Bias	Marking Code
	V _{RWM} Max. V	@1mA V _{BR} V	V _{CL} @ I _{PP} V	I _{PP} Max. A	@V _{RWM} I _D μA	C _d Max. pF	
PJSOT05C-02	5	6	11.2	13	20	120	2BC
PJSOT24C-02	24	26.7	47.2	3	20	30	6BC



PJSOT05C-02 / PJSOT24C-02

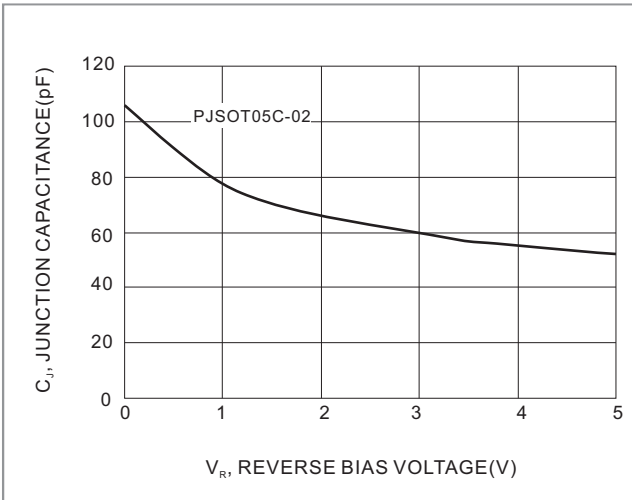


FIG. 1- TYPICAL CAPACITANCE UNDER BIAS

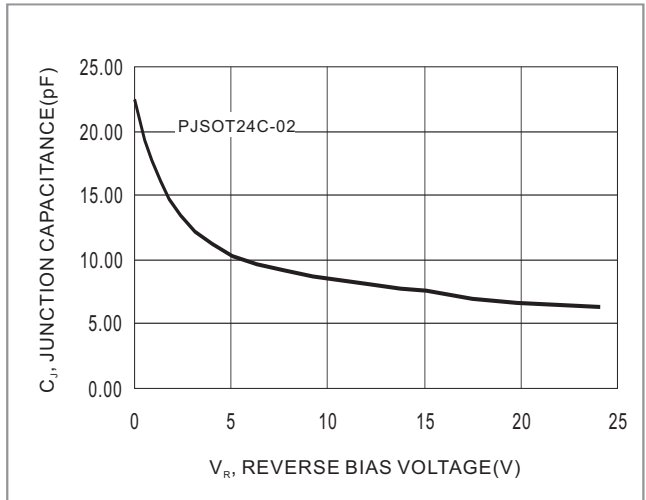


FIG. 2- TYPICAL CAPACITANCE UNDER BIAS

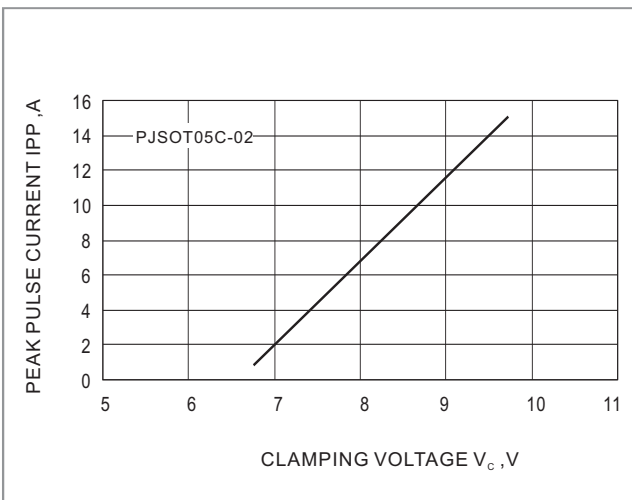


FIG. 3- TYPICAL CLAMPING VOLTAGE

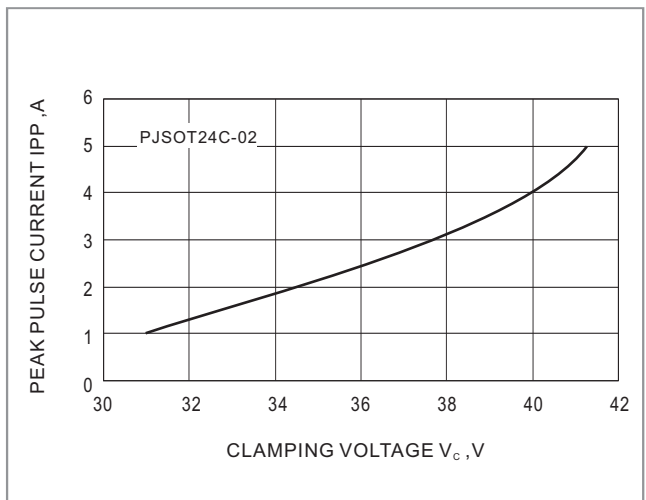


FIG. 4- TYPICAL CLAMPING VOLTAGE

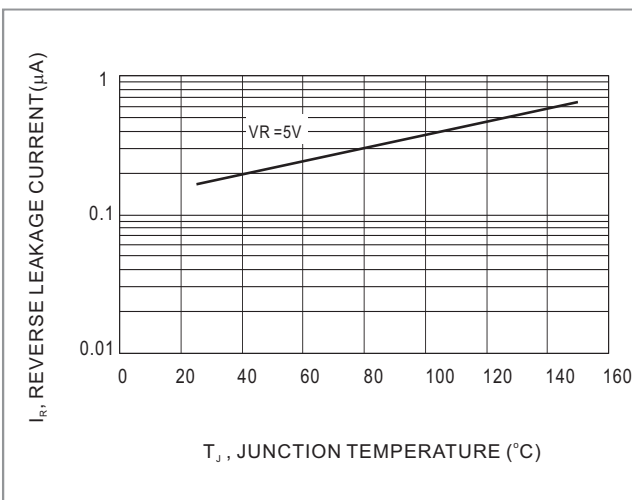


FIG. 5- TYPICAL LEAKAGE CURRENT vs JUNCTION TEMPERATURE

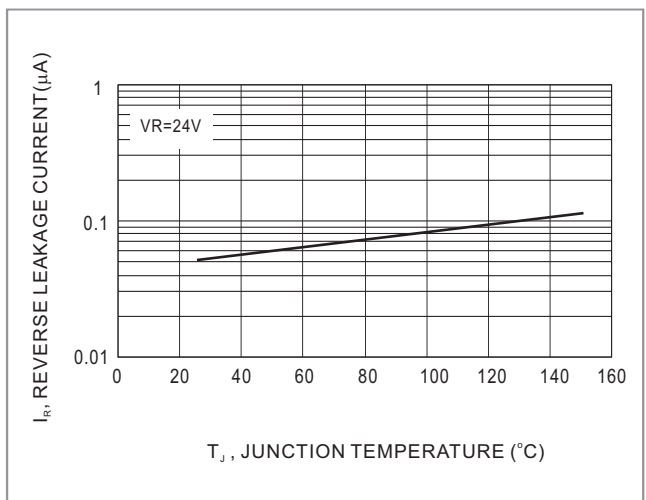


FIG. 6- TYPICAL LEAKAGE CURRENT vs JUNCTION TEMPERATURE

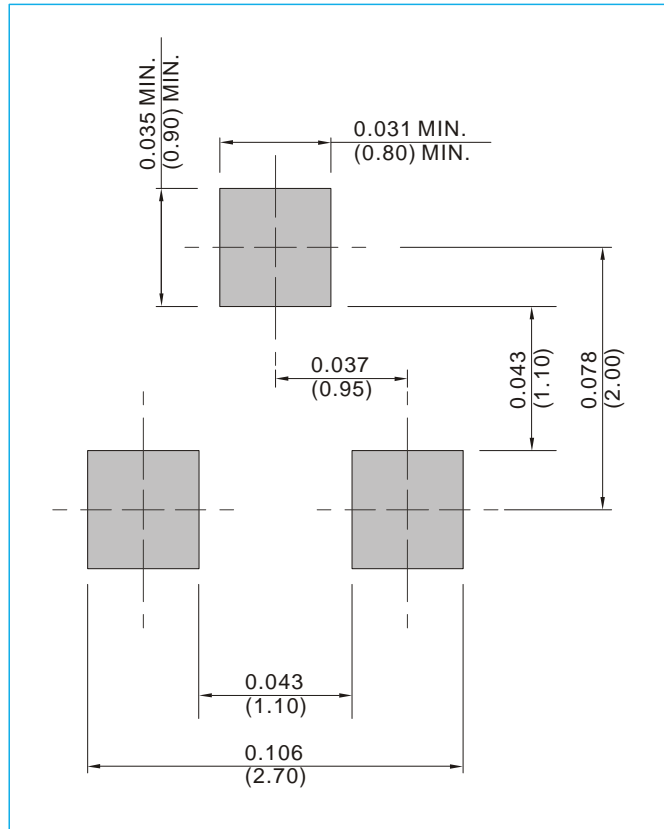


PJSOT05C-02 / PJSOT24C-02

MOUNTING PAD LAYOUT

SOT-23

Unit : inch(mm)



ORDER INFORMATION

- Packing information
 - T/R - 12K per 13" plastic Reel
 - T/R - 3K per 7" plastic Reel



PJSOT05C-02 / PJSOT24C-02

Part No_packing code_Version

PJSOT05C-02_R1_00001

PJSOT05C-02_R2_00001

For example :

RB500V-40_R2_00001



Packing Code XX				Version Code XXXXX		
Packing type	1 st Code	Packing size code	2 nd Code	HF or RoHS	1 st Code	2 nd ~5 th Code
Tape and Ammunition Box (T/B)	A	N/A	0	HF	0	serial number
Tape and Reel (T/R)	R	7"	1	RoHS	1	serial number
Bulk Packing (B/P)	B	13"	2			
Tube Packing (T/P)	T	26mm	X			
Tape and Reel (Right Oriented) (TRR)	S	52mm	Y			
Tape and Reel (Left Oriented) (TRL)	L	PANASERT T/B CATHODE UP (PBCU)	U			
FORMING	F	PANASERT T/B CATHODE DOWN (PBCD)	D			



PJSOT05C-02 / PJSOT24C-02

Disclaimer

- Reproducing and modifying information of the document is prohibited without permission from Panjit International Inc..
- Panjit International Inc. reserves the rights to make changes of the content herein the document anytime without notification. Please refer to our website for the latest document.
- Panjit International Inc. disclaims any and all liability arising out of the application or use of any product including damages incidentally and consequentially occurred.
- Panjit International Inc. does not assume any and all implied warranties, including warranties of fitness for particular purpose, non-infringement and merchantability.
- Applications shown on the herein document are examples of standard use and operation. Customers are responsible in comprehending the suitable use in particular applications. Panjit International Inc. makes no representation or warranty that such applications will be suitable for the specified use without further testing or modification.
- The products shown herein are not designed and authorized for equipments requiring high level of reliability or relating to human life and for any applications concerning life-saving or life-sustaining, such as medical instruments, transportation equipment, aerospace machinery et cetera. Customers using or selling these products for use in such applications do so at their own risk and agree to fully indemnify Panjit International Inc. for any damages resulting from such improper use or sale.
- Since Panjit uses lot number as the tracking base, please provide the lot number for tracking when complaining.