



Wirewound Ferrite Beads 1008LS (2520)

- Higher performance than other surface mount ferrite beads in the market
- High impedance across a wide bandwidth
- Extremely low DCR for high current applications
- Ferrite construction and heavy gauge wire for high current handling
- Eliminates high frequency noise in power supplies or RF signal isolation applications

Part number ¹	Inductance ² ±5 % µH)	Impedance typ (Ohms)		SRF min ³ (MHz)	DCR max ⁴ (Ohms)	Irms ⁵ (mA)	Color code ⁷
		1 MHz	10 MHz				
1008LS-102XJE_	1.0 @ 7.9 MHz	6.56	63.95	230	0.62	700	Black
1008LS-122XJE_	1.2 @ 7.9 MHz	7.94	77.29	210	0.68	650	Red
1008LS-152XJE_	1.5 @ 7.9 MHz	9.68	94.92	190	0.76	630	Green
1008LS-182XJE_	1.8 @ 7.9 MHz	11.76	115.1	170	0.84	600	Gray
1008LS-222XJE_	2.2 @ 7.9 MHz	14.29	139.7	150	1.10	520	Red
1008LS-272XJE_	2.7 @ 7.9 MHz	17.36	170.1	135	1.28	490	Violet
1008LS-332XJE_	3.3 @ 7.9 MHz	20.91	204.8	120	1.46	450	Orange
1008LS-392XJE_	3.9 @ 7.9 MHz	24.81	244.2	105	1.56	420	White
1008LS-432XJE_	4.3 @ 7.9 MHz	29.37	290.2	85	1.70	400	Orange
1008LS-472XJE_	4.7 @ 7.9 MHz	30.06	296.7	90	1.68	400	Violet
1008LS-502XJE_	5.0 @ 7.9 MHz	32.37	348.3	30	2.20	360	Black
1008LS-562XJE_	5.6 @ 7.9 MHz	35.31	348.2	80	1.82	380	Blue
1008LS-622XJE_	6.2 @ 7.9 MHz	42.40	420.7	75	2.50	330	Red
1008LS-682XJE_	6.8 @ 7.9 MHz	43.09	426.0	70	2.00	360	Gray
1008LS-822XJE_	8.2 @ 7.9 MHz	51.35	508.8	65	2.65	330	Red
1008LS-912XJE_	9.1 @ 7.9 MHz	56.23	578.1	57	2.90	310	Brown
1008LS-103XJE_	10 @ 7.9 MHz	62.93	625.3	60	2.95	300	Black
1008LS-123XJE_	12 @ 2.5 MHz	78.64	803.7	38	3.30	290	Red
1008LS-153XJE_	15 @ 2.5 MHz	102.7	1062	30	3.70	280	Green
1008LS-183XJE_	18 @ 2.5 MHz	113.2	1240	26	4.00	160	Gray
1008LS-223XJE_	22 @ 2.5 MHz	148.5	1672	22	6.14	270	Red
1008LS-273XJE_	27 @ 2.5 MHz	175.7	2861	12	6.45	210	Violet
1008LS-333XJE_	33 @ 2.5 MHz	221.8	2633	19	7.00	200	Orange
1008LS-393XJE_	39 @ 2.5 MHz	250.0	2682	26	10.0	170	White
1008LS-473XJE_	47 @ 2.5 MHz	319.1	4774	12	10.7	160	Violet
1008LS-563XJE_	56 @ 2.5 MHz	353.4	7511	8.0	10.0	170	Blue
1008LS-683XJE_	68 @ 0.79 MHz	462.5	5022	5.7	13.5	145	Gray
1008LS-104XJE_	100 @ 0.79 MHz	682.9	3445	4.5	20.5	120	Black

1. When ordering, please specify **termination** and **packaging** codes:

1008LS-103XJEC

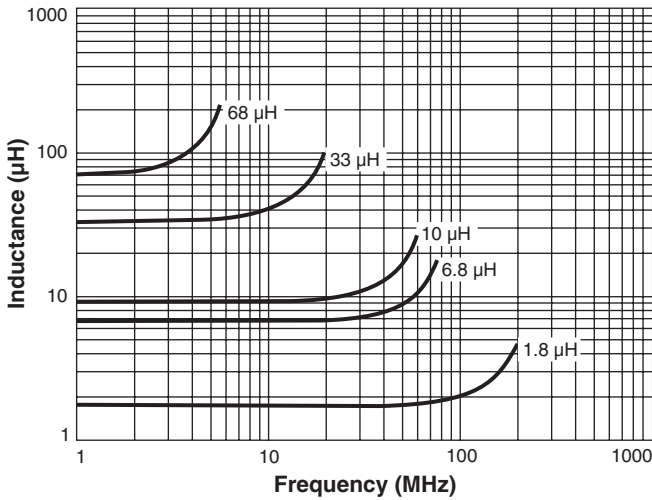
- Termination:** E=Halogen free component. RoHS compliant silver-palladium-platinum-glass frit terminations.
 L=RoHS compliant, not halogen-free. Silver-palladium-platinum-glass frit terminations.
 R=RoHS compliant matte tin over nickel over silver-platinum-glass frit.
 Special order: T = RoHS tin-silver-copper (95.5/4/0.5) or S = non-RoHS tin-lead (63/37).
- Packaging:** C=7" machine-ready reel. EIA-481 embossed plastic tape (2000 parts per full reel). Quantities less than full reel available: in tape (not machine ready) or with leader and trailer (\$25 charge).
 D=13" machine-ready reel. EIA-481 embossed plastic tape. Factory order only, not stocked (7500 parts per full reel).
 B=Less than full reel. In an effort to simplify our part numbering system, Coilcraft is eliminating the need for multiple packaging codes. When ordering, simply change the last letter of your part number from B to C.

2. Inductance measured using a Coilcraft SMD-A fixture in an Agilent/HP 4286A impedance analyzer with Coilcraft-provided correlation pieces.
 3. SRF measured using an Agilent/HP 8753D network analyzer with a Coilcraft SMD-D fixture.
 4. DCR measured on a Cambridge Technology Micro-ohmmeter.
 5. Current that causes a 15°C temperature rise from 25°C. Because of their open construction, these parts will not saturate. This information is for reference only and does not represent absolute maximum ratings.
 6. Current production parts are marked with one dot. Prior production parts were marked with three dots. Single color dots are not unique identifiers and correspond to multiple inductance values. Part marking does not indicate polarity.
 7. Electrical specifications at 25°C.
 Refer to Doc 362 "Soldering Surface Mount Components" before soldering.

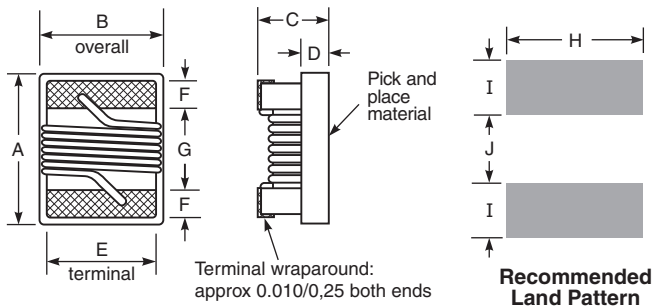
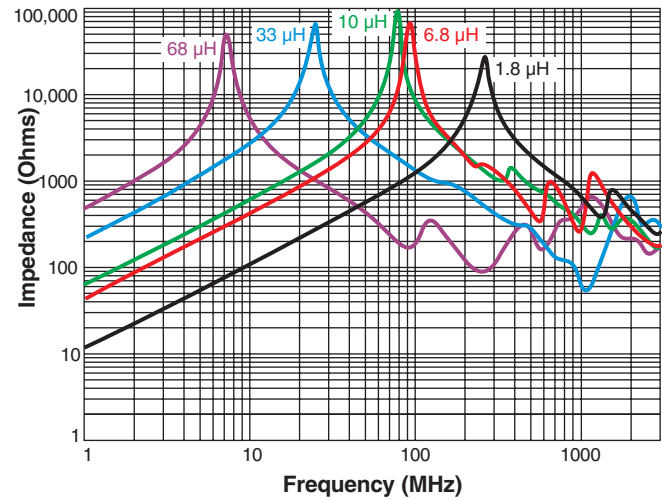
S-Parameter files
ON OUR WEB SITE
SPICE models
ON OUR WEB SITE

1008LS Series Wirewound Ferrite Beads

Typical L vs Frequency



Typical Impedance vs Frequency



A max	B max	C max	D ref	E	F	G	H	I	J
0.115	0.110	0.080	0.020	0.080	0.020	0.060	0.100	0.040	0.050
2,92	2,79	2,03	0,51	2,03	0,51	1,52	2,54	1,02	1,27

Note: Height dimension is before optional solder application. For maximum height dimension including solder, add 0.006 in / 0,152 mm.

- Designer's Kit C336** contains 10 of each stocked value
- Core material** Ceramic/Ferrite
- Environmental** RoHS compliant, halogen free
- Terminations** Silver-palladium-platinum-glass frit. Other terminations available at additional cost.
- Weight** 38.3 – 41.0 mg
- Ambient temperature** -40°C to +85°C with Irms current
- Maximum part temperature** +100°C (ambient + temp rise).
- Storage temperature** Component: -40°C to +100°C. Tape and reel packaging: -40°C to +80°C
- Resistance to soldering heat** Max three 40 second reflows at +260°C, parts cooled to room temperature between cycles
- Temperature Coefficient of Inductance (TCL)** +100 to +350 ppm/°C
- Moisture Sensitivity Level (MSL)** 1 (unlimited floor life at <30°C / 85% relative humidity)
- Packaging** 2000/7" reel Plastic tape: 8 mm wide, 0.3 mm thick, 4 mm pocket spacing, 2.0 mm pocket depth
- PCB washing** Tested to MIL-STD-202 Method 215 plus an additional aqueous wash. See [Doc787_PCB_Washing.pdf](#).



US +1-847-639-6400 sales@coilcraft.com
UK +44-1236-730595 sales@coilcraft-europe.com
Taiwan +886-2-2264 3646 sales@coilcraft.com.tw
China +86-21-6218 8074 sales@coilcraft.com.cn
Singapore + 65-6484 8412 sales@coilcraft.com.sg

Document 1485-2 Revised 12/01/21

COILCRAFT ACCURATE REPEATABLE PRECISION MEASUREMENTS TEST FIXTURES
SEE WEB SITE

© Coilcraft Inc. 2021
 This product may not be used in medical or high risk applications without prior Coilcraft approval. Specification subject to change without notice. Please check web site for latest information.