

SEED-102070007

Sonoff Powr2 Smart Switch



PRODUCT DETAILS

Features

- **Remote Control** –Turn electronic devices on/off from anywhere
- **Monitor Energy Usage** –Keep track of live power, current, and **voltage** of your appliances on App
- **Historical Energy Consumption** –100-day daily/monthly energy usage data and total electricity cost
- **Overload Protection** –Set power, current and voltage threshold values to let appliances auto-off
- **Measure Power Usage for a Period** –Measure your appliances' power consumption for a specified time
- **Sync Status**– Real-time device status provided to App
- **Timing Function** –Supports 8 enabled scheduled/countdown timers
- **Share Control** –Invite your family to control your smart home together
- **Scene**–Turn on/off a gang of devices with one tap or triggered on/off by another smart device

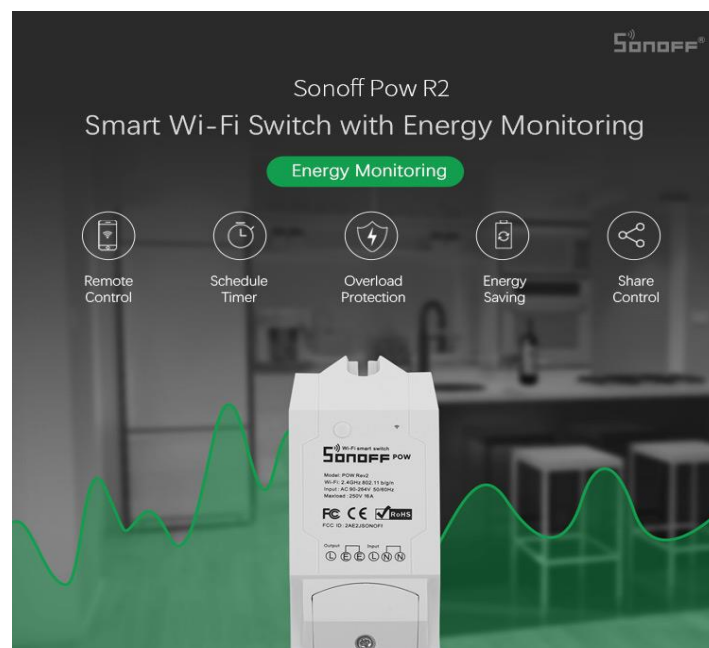
- **Smart Scene**–Triggered on/off by temp, hum or other environmental conditions from a sensor
- **APP Supported** –Free iOS and Android eWeLink app
- **Compatibility** –Works perfectly with Amazon Alexa, Google Assistant, IFTTT, Google Nest

Description

Sonoff Pow R2 is a 15A WiFi smart light switch that allows you to remotely manage and control your appliances and monitor your home energy usage. The WiFi light switch works like a power monitor, which allows you to keep track of 99% accurate real-time current, voltage and power on your app.

The power switch can protect your appliances from overload. What you need to do is to set threshold values for the current, voltage and power. It works like a KWh calculator that can measure electricity consumption for a specified period and a day. The eWeLink app provides 100 days recorded electricity usage data, which you can export to your phone storage. You can keep track of how much energy your appliances are consuming and estimate your running costs.

With the Pow R2 power monitoring switch, you can spend less on your electricity bill. The timers schedule your appliances automatically power on and off at a defined time. The scene lets your appliances work together in new ways, like setting the heater auto-off when the door light is off.



More Powerful, Higher Accuracy

Compared with Sonoff Pow, Sonoff Pow R2 has many new features and higher measuring accuracy.

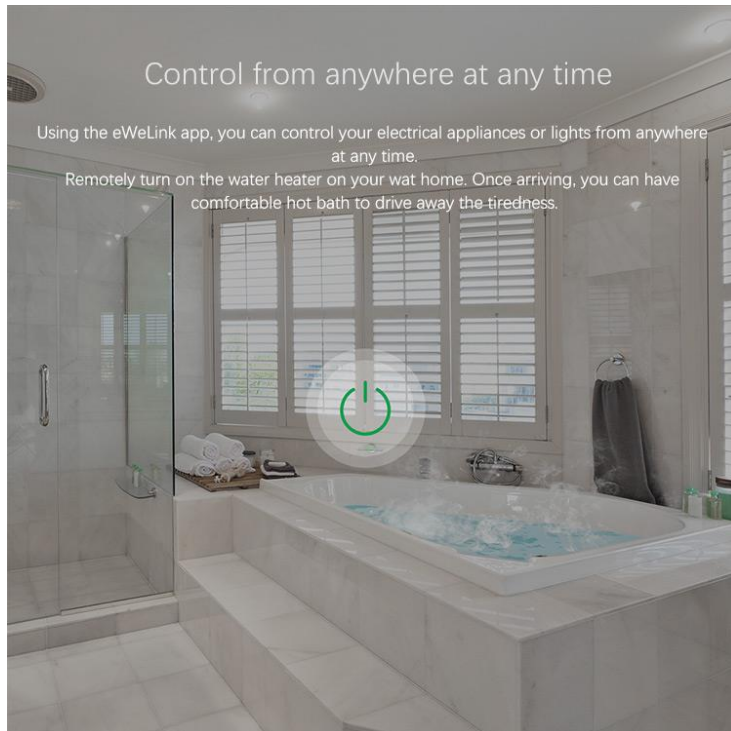


Features	Monitor live current	Monitor live voltage	Monitor live power	Set threshold values to protect from overload	Measure power usage for a specified period	Export recorded power usage data
POW R2	✓	✓	✓	✓	✓	✓
POW	✗	✗	✓	✗	✓	✗

Control from anywhere at any time

Using the eWeLink app, you can control your electrical appliances or lights from anywhere at any time.

Remotely turn on the water heater on your wat home. Once arriving, you can have comfortable hot bath to drive away the tiredness.






Specifications

Model: Sonoff POW R2
Input: AC 90-250V
Power: 3500W
Max. Current: 16A
Security: WPA/WPA2
WiFi Standard: 2.4GHz 802.11 /b/g/n

Quick Adding



1
Connect with an appliance.
Power it on. Press and hold the
pairing button until green led
fast blinking. Tap  on App.

2
Enter Wi-Fi password.

3
Change device's name and
start to control

Specification

- Voltage range: 100-240V AC
- Max current: 15A
- Max Power: 3500W
- Product Dimensions: 114*52*32mm
- Color: White
- Wireless Frequency: 802.11 b/g/n
- Security Mechanism: WPA-PSK/WPA2-PSK
- Enclosure Material: Fire-retardant ABS V0
- Operating Temperature: 0°C-40°C(32°F-104°F)
- Operating Humidity: 5%-90%RH, Non-condensing
- Weight:91.0g