


**Order No.: 1803484**


**Type: MCV 1,5/ 8-G-3,81**

**Header**



The figure shows a 10-position version of the product

## 1 Main features



- |                         |                     |                        |                     |
|-------------------------|---------------------|------------------------|---------------------|
| • No. of pos.           | 8                   | • Nominal current      | 8 A                 |
| • Nominal cross section | 1.5 mm <sup>2</sup> | • Nominal voltage      | 160 V               |
| • Color                 | green               | • Connection direction | 90 °                |
| • Pitch                 | 3.81 mm             | • Type of packaging    | packed in cardboard |
| • Mounting type         | Wave soldering      |                        |                     |

## 2 Your advantages

- ✓ Well-known mounting principle allows worldwide use
- ✓ Vertical connection enables multi-row arrangement on the PCB
- ✓ Maximum flexibility when it comes to device design – one header for connectors with different connection technologies




Make sure you always use the latest documentation.  
It can be downloaded at: [phoenixcontact.net/product/1803484](https://phoenixcontact.net/product/1803484)

### 3 Table of contents

1	Main features.....	1
2	Your advantages .....	1
3	Table of contents .....	2
4	3D model in PDF can be activated (Acrobat Reader only).....	3
5	item properties.....	4
	5.1 Material data .....	4
6	Dimensions.....	4
	6.1 Dimensions for the product .....	4
	6.2 Dimensions for PCB design.....	4
7	Series drawing.....	5
8	Packaging information .....	6
9	Application.....	6
	9.1 Temperature limit values .....	6
10	Mechanical tests.....	7
11	Electrical tests .....	8
	11.1 Electrical data.....	8
	11.2 Air and creepage distances .....	8
12	Current carrying capacity/derating curves .....	9
13	Environmental and durability tests .....	11
	13.1 Vibration test .....	11
14	Classification for connectors.....	11
15	Approvals .....	11
16	Commercial Data.....	13
17	corresponding plugs .....	13
18	Accessories.....	13
19	Combination tests.....	14

1803484 MCV 1,5/ 8-G-3,81

4 3D model in PDF can be activated (Acrobat Reader only)



**1803484 MCV 1,5/ 8-G-3,81****5 item properties**

Order No.	1803484
Type	MCV 1,5/ 8-G-3,81
Type of contact	Male connector
Range of articles	MCV 1,5/...-G
Pitch	3.81 mm
Number of positions	8
Locking	without
Mounting type	Wave soldering
Pin layout	Linear pinning

**5.1 Material data**

<b>Material of metal parts</b>		
Note	WEEE/RoHS-compliant, whisker-free acc. to IEC 60068-2-82/JEDEC JESD 201	
Contact material	Cu alloy	
Surface contact area	Ni 1 µm ... 3 µm , Sn 3 µm ... 5 µm	
Soldering area surface	Ni 1 µm ... 3 µm , Sn 3 µm ... 5 µm	
Surface characteristics	Tin-plated	
<b>Insulating material data</b>	<b>Housing</b>	<b>Housing</b>
Insulating material	PBT	
CTI according to IEC 60112	225	
Flammability rating according to UL 94	V0	
Color	green (6021)	

**6 Dimensions****6.1 Dimensions for the product**

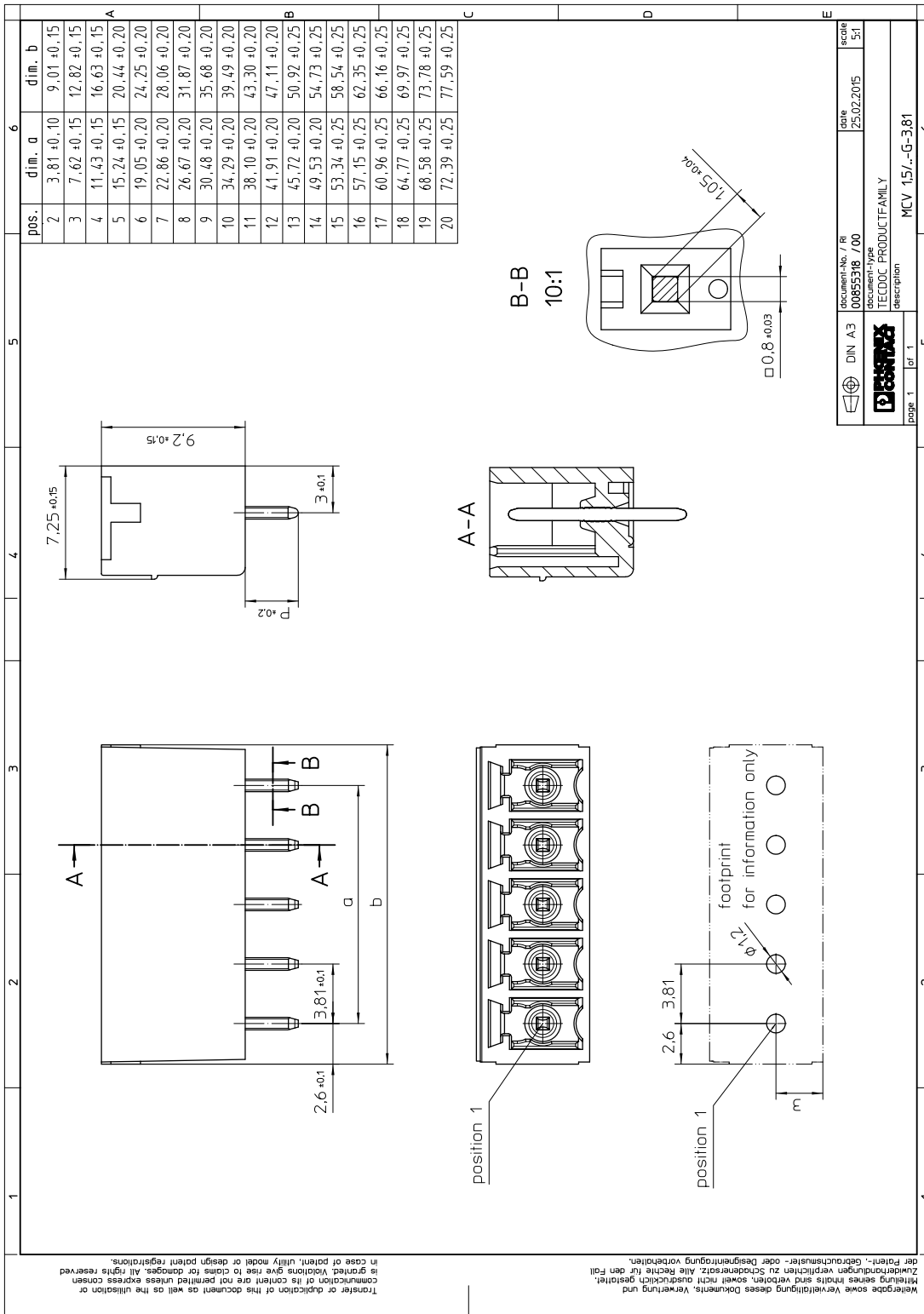
Length	7.25 mm
Width	31.87 mm
Height (without solder pin)	9.2 mm
Total height	12.6 mm
Solder pin [P]	3.4 mm
Dimension a	26.67 mm

**6.2 Dimensions for PCB design**

Hole diameter	1.2 mm
Pin dimensions	0,8 x 0,8 mm

1803484 MCV 1,5/ 8-G-3,81

7 Series drawing



**1803484 MCV 1,5/ 8-G-3,81**

## 8 Packaging information

Type of packaging	packed in cardboard
Pieces per package	100

## 9 Application

### 9.1 Temperature limit values

Ambient temperature (storage/transport)	-40 °C ... 70 °C
Ambient temperature (assembly)	-5 °C ... 100 °C
Ambient temperature (operation)	-40 °C (dependent on the derating curve)

**1803484 MCV 1,5/ 8-G-3,81****10 Mechanical tests**

Mechanical test group A	
Specification	IEC 61984:2008-10
Visual examination	Test passed
Specification	IEC 60512-1-1:2002-02
Dimensional test	Test passed
Specification	IEC 60512-1-2:2002-02
Resistance of marking	Test passed
Specification	IEC 60068-2-70:1995-12
Insertion and withdrawal force	Test passed
Specification	IEC 60512-13-2:2006-02
No. of cycles	25
Insertion strength per pos. approx.	8 N
Withdraw strength per pos. approx.	6 N
Polarization and coding	Test passed
Specification	IEC 60512-13-5:2006-02
Test force	20 N
Contact retention in insert	Test passed
Specification	IEC 60512-15-1:2008-05
Test force per pos.	29.5 N

**1803484 MCV 1,5/ 8-G-3,81****11 Electrical tests****11.1 Electrical data**

Rated current / conductor cross section	8 A / 1.5 mm <sup>2</sup>
Rated insulation voltage (III/2)	160 V
Rated surge voltage (III/2)	2.5 kV
Contact resistance	1.2 mΩ
Degree of pollution	2

**11.2 Air and creepage distances**

Component	Header		
Specification	IEC 60664-1:2007-04		
Mains type	unearthed mains		
Insulating material group	IIIa		
Comparative tracking index (IEC 60112:2003-01)	CTI 225		
Rated insulation voltage	160 V	160 V	250 V
Rated surge voltage	2.5 kV	2.5 kV	2.5 kV
Degree of pollution	3	2	2
Overvoltage category	III	III	II
Minimum clearance case A (inhomogeneous field)	1.5 mm	1.5 mm	1.5 mm
Minimum value of the creepage path requirement in acc. with table	2.5 mm	1.6 mm	2.5 mm

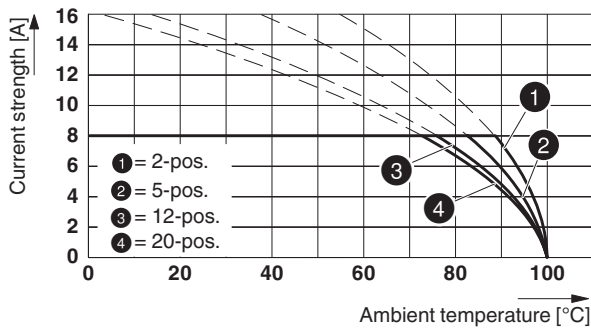


## 1803484 MCV 1,5/ 8-G-3,81

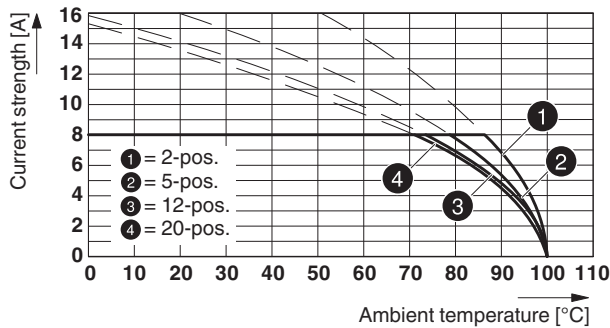
## 12 Current carrying capacity/derating curves

Specification	IEC 61984:2008-10
Note	Representation based on IEC 60512-5-2:2002-02
Reduction factor	0.8
Number of positions	See diagram
Conductor cross section	1.5 mm <sup>2</sup>
Note	

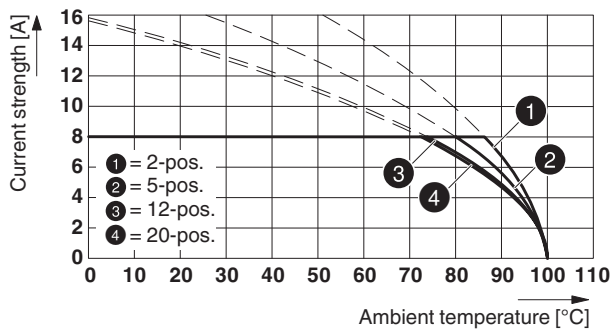
## Type: MC 1,5/...-ST-3,81 with MCV 1,5/...-G-3,81



## Type: FRONT-MC 1,5/...-ST-3,81 with MCV 1,5/...-G-3,81

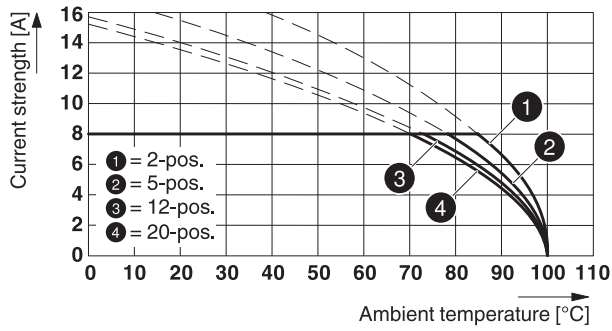


## Type: FK-MCP 1,5/...-ST-3,81 with MCV 1,5/...-G-3,81



1803484 MCV 1,5/ 8-G-3,81

Type: FMC 1,5/...-ST-3,81 with MCV 1,5/...-G-3,81



## 1803484 MCV 1,5/ 8-G-3,81

## 13 Environmental and durability tests


### 13.1 Vibration test


Specification	IEC 60068-2-6:2007-12
Result	Test passed
Frequency	10 - 150 - 10 Hz
Sweep speed	1 octave/min
Amplitude	0.35 mm (10 - 60.1 Hz)
Acceleration	5 g (60.1 - 150 Hz)
Test duration per axis	2.5 h
Test directions	X-, Y- and Z-axis


## 14 Classification for connectors

Specification	IEC 61984:2008-10
Main features	Connectors without switching capacity (COC)
Construction form	Fixed connectors
Strain relief elements	without strain relief
Protection against electric shock	Not encapsulated - touch-proof when inserted
Protection class	
Protective conductor	without PE
Lock	no

## 15 Approvals


CSA 				
Use group	B	D		
mm <sup>2</sup> /AWG/kcmil				
Voltage	300 V	300 V		
Current	8 A	8 A		

VDE Gutachten mit Fertigungsüberwachung 				
mm <sup>2</sup> /AWG/kcmil				
Voltage	160 V			
Current	8 A			

IECEE CB Scheme 				
mm <sup>2</sup> /AWG/kcmil				
Voltage	160 V			
Current	8 A			

CCA				
mm <sup>2</sup> /AWG/kcmil				
Voltage	160 V			
Current	8 A			

**1803484 MCV 1,5/ 8-G-3,81**

cULus Recognized 

Use group	B	D		
mm <sup>2</sup> /AWG/kcmil				
Voltage	300 V	300 V		
Current	8 A	8 A		

EAC 

**1803484 MCV 1,5/ 8-G-3,81****16 Commercial Data**

Order No.	1803484
Type	MCV 1,5/ 8-G-3,81
Pieces per package	100
Net weight	2.264 g
GTIN	4017918045791
	Information that applies locally, see link on page 1
Country of origin	Information that applies locally, see link on page 1

**17 corresponding plugs**






Order No.	Type
1748037	FMC 1,5/ 8-ST-3,81
1803633	MC 1,5/ 8-ST-3,81
1827033	MCVW 1,5/ 8-ST-3,81
1827185	MCVR 1,5/ 8-ST-3,81
1850725	FRONT-MC 1,5/ 8-ST-3,81
1851106	FK-MCP 1,5/ 8-ST-3,81
1852231	MCC 1/ 8-STZ-3,81
1897458	QC 0,5/ 8-ST-3,81

**18 Accessories**

Description	Order No.	Type
	0804109	SK 3,81/2,8:FORTL.ZAHLEN
Coding profile, is inserted into the slot on the plug or inverted header, red insulating material	1734634	CP-MSTB
	0805399	SK 3,81/2,8:UNBEDRUCKT
	0805056	SK 3,81/2,8:SO
	0804141	SK 3,81/2,8: 1-250
Marker pen, for manual labeling of unprinted Zack strips, smear-proof and waterproof, line thickness 0.5 mm	1051993	B-STIFT

## 1803484 MCV 1,5/ 8-G-3,81

## 19 Combination tests

					
	<b>MCV 1,5/..-G</b>	<b>MC 1,5/..-ST</b>	<b>FRONT-MC 1,5/..-ST</b>	<b>FK-MCP 1,5/..-ST</b>	<b>FMC 1,5/..-ST</b>
Specification		IEC 61984	IEC 61984	IEC 61984	IEC 61984
<b>Mechanical tests (A)</b>					
Insertion/withdrawal force per position		approx. 8 N / 6 N	approx. 7 N / 5 N	approx. 9 N / 7 N	approx. 8 N / 5 N
Polarization when inserted Requirement >20 N		Test passed	Test passed	Test passed	Test passed
Contact holder in insert Requirements >20 N		Test passed	Test passed	Test passed	Test passed
<b>Durability tests (B)</b>					
Contact resistance R <sub>1</sub>		1.2 mΩ	1.6 mΩ	1.6 mΩ	1.5 mΩ
Insertion/withdrawal cycles		25	25	25	25
Contact resistance R <sub>2</sub>		1.2 mΩ	1.7 mΩ	1.6 mΩ	1.7 mΩ
Rated impulse voltage at sea level Voltage waveform ≥ (1.2/50 μs)		2.95 kV	2.95 kV	2.95 kV	2.95 kV
Power-frequency withstand voltage Voltage waveform ≥ (50/60 Hz)		1.39 kV	1.39 kV	1.39 kV	1.39 kV
Insulation resistance Requirements > 5 MΩ		> 11 TΩ	> 5 TΩ	> 50 GΩ	> 50 GΩ
<b>Thermal tests (C)</b>					
Tested number of positions		20	20	20	20
Tested conductor cross section		1.5 mm <sup>2</sup>	1.5 mm <sup>2</sup>	1.5 mm <sup>2</sup>	1.5 mm <sup>2</sup>
Test current		8 A DC	8 A DC	8 A	8 A
Upper limiting temperature Requirements < 100°C		Test passed	Test passed	Test passed	Test passed
<b>Climatic tests (D)</b>					
Test sequence 1: low temperature storage		-40 °C/2 h	-40 °C/2 h	-40 °C/2 h	-40 °C/2 h
Test sequence 2: heat storage		100 °C/168 h	100 °C/168 h	100 °C/168 h	100 °C/168 h
Test sequence 3: noxious gas storage (ISO 6988)		0.2 dm <sup>3</sup> SO <sub>2</sub> on 300 dm <sup>3</sup> / 40 °C/1 cycle	0.2 dm <sup>3</sup> SO <sub>2</sub> on 300 dm <sup>3</sup> / 40 °C/1 cycle	0.2 dm <sup>3</sup> SO <sub>2</sub> on 300 dm <sup>3</sup> / 40 °C/1 cycle	0.2 dm <sup>3</sup> SO <sub>2</sub> on 300 dm <sup>3</sup> / 40 °C/1 cycle
Rated impulse voltage at sea level Voltage waveform ≥ (1.2/50 μs)		2.95 kV	2.95 kV	2.95 kV	2.95 kV
Power-frequency withstand voltage Voltage waveform ≥ (50/60 Hz)		1.39 kV	1.39 kV	1.39 kV	1.39 kV
<b>Environmental and endurance tests (E)</b>					
Specification		IEC 61984:2008-10	IEC 61984:2008-10	IEC 61984:2008-10	IEC 61984:2008-10
Degree of protection		Finger safety with IP20 test finger	Finger safety with IP20 test finger	Finger safety with IP20 test finger	Finger safety with IP20 test finger