


# Manual Switches

## Rocker Switch Operators

### COLOR DISPLAY OPTIONS



Rocker operators are assembled to the switches by simply snapping them into recesses in the switch operator sockets.

**Transmitted color** — Color is displayed whether lamp is On or Off. Choice of 1-piece rockers (types 10 or 20) or rockers with clear cap and colored translucent insert (types 11 or 12).

**Dead front hidden color/hidden legend** — Rocker appears black with lamp Off. Legend and color appear when illuminated (types 30 or 40).

**Projected color** — Translucent white rocker with transparent colored insert (types 50 or 60). White rocker appears colored when illuminated.

### AML54 ROCKER OPERATOR ORDER GUIDE (All possible color combinations may not be available.)

For AML14, AML24, AML34 incandescent or non-lighted display.

<b>AML54-F</b>	<b>10</b>	<b>R</b>	
<b>Rocker Operator Type</b>	<b>Display/Legend Type</b>	<b>Rocker Color – See Note Below</b>	
<b>AML54-F</b>	<b>Transmitted Color</b>	<b>Full rocker, 1/2 rocker, or one side of two-piece rockers</b>	<b>Other side of two-piece rockers</b>
 Full Rocker	<b>10</b> No legend <b>20</b> With legend on cap  <b>Transmitted Color</b> (Clear cap and color insert) † <b>11</b> No legend <b>21</b> With legend on insert	<b>R</b> Red <b>Y</b> Yellow <b>G</b> Green <b>B</b> Blue <b>***W</b> White <b>K*</b> Black <b>L*</b> Gray <b>A**</b> Amber	<b>R</b> Red <b>Y</b> Yellow <b>G</b> Green <b>B</b> Blue <b>***W</b> White <b>K*</b> Black <b>L*</b> Gray <b>A**</b> Amber
 1/2 Rocker	<b>Dead Front †</b> (Smoky gray cap and color insert) <b>30</b> No legend <b>40</b> With legend on insert		
 Two-Piece Rocker	<b>***Projected Color †</b> (White cap and color insert) <b>50</b> No legend <b>60</b> With legend on cap		

NOTE: AML54-F10 and AML54-F20 are one-piece, one-color full rockers. Thus only one color code letter is necessary when ordering. Include a two letter code for all other AML54-E (and AML54-T) catalog listings.

\*Not for lighted display.  
 \*\*Not available with projected color or dead front.  
 \*\*\*Insert is clear for projected color when "W" is used.  
 †Not available for use with AML34 power switches.

Example: **AML54-F10R**  
 Full rocker; with transmitted color, no legend; red.

Manuals

### AML56 ROCKER OPERATOR ORDER GUIDE

For AML36 neon display.

<b>AML56-N</b>	<b>10</b>	<b>R</b>	<b>Y</b>
<b>Rocker Operator Type</b>	<b>Display/Legend Type</b>	<b>Lens Color</b>	<b>Rocker Color</b>
<b>AML56-N</b>   Full Rocker with Colored Lens	<b>Transmitted Color</b> <b>10</b> No Legend  <b>20</b> With Legend	<b>T</b> Clear <b>R</b> Red <b>Y</b> Yellow	<b>R</b> Red <b>Y</b> Yellow <b>G</b> Green <b>B</b> Blue <b>W</b> White <b>K</b> Black

AML56-N rockers have a colored lenticular lens window which extends over the neon lamp.


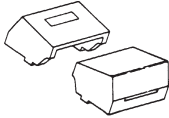
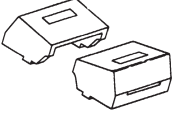
Example: **AML56-N10RY**  
 Full rocker; with transmitted color, no legend; yellow rocker and red lens.

# Manual Switches

## Rocker Switch Operators

### AML56 ORDER GUIDE

For AML16 and AML26 LED display.

AML56-T	10	R	B
<b>Rocker Operator Type</b> <b>AML56-E</b>  1/2-Rocker* (For one LED)	<b>Display/Legend Type</b> <b>Transmitted Color</b> 10 No Legend 20 With Legend	<b>Rocker Color – See Notes Below</b>	
<b>AML56-T</b>  Two-Piece Rocker (For one LED)		<b>1/2-rocker or LED side of two-piece rockers</b>	<b>Other side of two piece rockers</b>
<b>AML56-H</b>  Two-Piece Rocker (For two LED's)		<b>R</b> Red <b>Y</b> Yellow <b>G</b> Green <b>B</b> Blue <b>W</b> White <b>K</b> Black <b>L</b> Gray	<b>R</b> Red <b>Y</b> Yellow <b>G</b> Green <b>B</b> Blue <b>W</b> White <b>K</b> Black <b>L</b> Gray

### HOW TO ORDER ROCKER LEGENDS

When specifying legended rockers, submit a legend order sheet to cover each catalog listing. These forms identify the maximum number of lines per area and the maximum characters per line, based on the type size you request. To insure proper legend orientation, rocker switch housings (when viewed from the panel front) should have the "MICRO SWITCH" identification facing UP or to the LEFT.

Rocker legend order sheets are shown on the following pages. Reproduce them on your office copier.

<b>Legend Sheet</b>	<b>Form No.</b>
AML54 Rockers	FO-63566
AML56 Rockers	FO-63564

Example: **AML56-T10RB**  
 Two-piece rocker; with LED window in one side, transmitted color, no legend; red (LED side) and blue (non-LED side).

- \* Notes:
- <sup>1</sup> Only one color code letter is necessary for AML56-E 1/2-rockers. AML56-E, -T, and -H rockers have an open window which allows LEDs to be flush with the rocker surface.
  - <sup>2</sup> To order a 1/2-rocker without the LED "window," specify an AML54-E listing from the previous page.



