

**SPECIFICATION**

**MATERIAL:**

Housing: PBT+30%G. F UL94V-0

Contacts: Copper Alloy

**ELECTRICAL:**

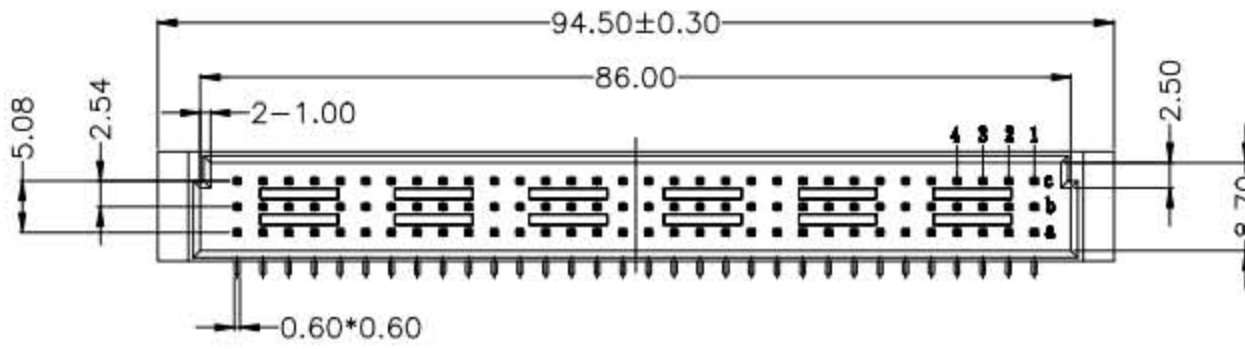
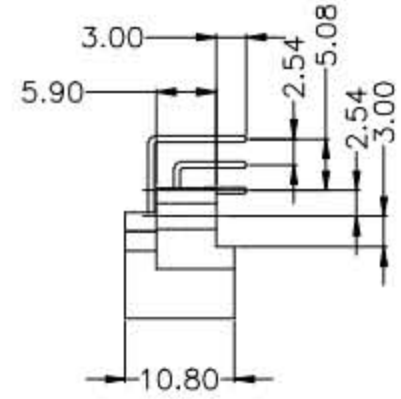
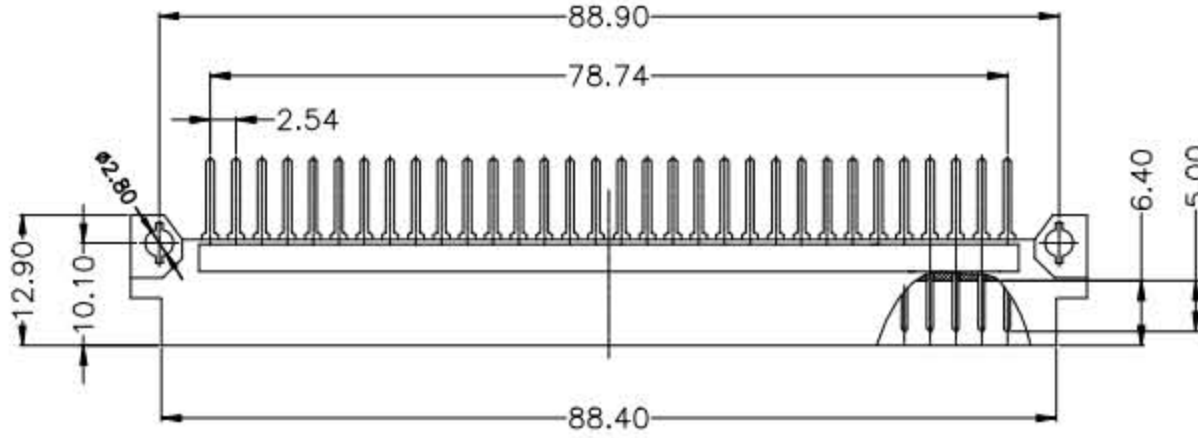
Current rating: 2 Amps .

Contact resistance: 20 mΩ initial

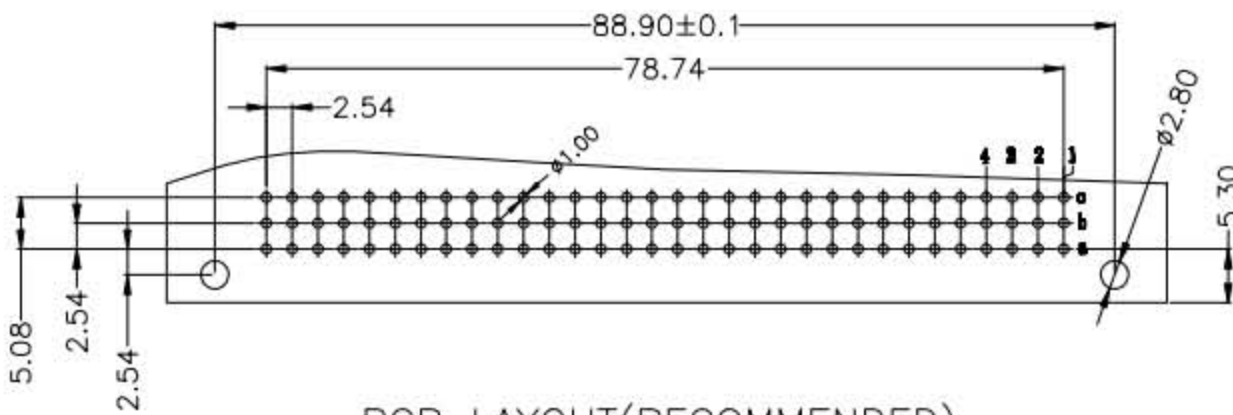
Insulation resistance: 1000 MΩ min @ 500 VDC

Dielectric withstanding voltage: 1000 VAC/minute

Operating temperature: -55° C TO +125° C



Pitch	Position	Rows with Contacts	Contact Arrange
2.54mm	96	A B C	
	64	A - C	
	32	A - -	
5.08mm	48	A B C	
	32	A - C	
	16	A - -	



PCB LAYOUT(RECOMMENDED)

(TOP VIEW TOL. :±0.05)

公差一览表			
TOLERANCE UNLESS OTHERWISE			
X.	±0.25	X'	±5'
.X	±0.20	.X'	±2'
.XX	±0.15	.XX'	±1'
.XXX	±0.02	.XXX'	±0.5'
日期	2009.04.15		

**NINGBO KLS ELECTRONIC CO.,LTD**

单位 UNITS	mm	制图 DRAWING	OD	产品名称 TITLE	
角法 VIEW		设计 DESIGN	FGD	产品料号 PART NO.	L-KLS1-D3-33E48-MR
比例 SCALE	1:1	审核 CHKD	FGD	图号 DRAW NO.	
版本 VER	A0	核准 APPD	ZY		