

PLUG: WTB 90 PR9 SY
 RECEPTACLE: WTDXA 90 SA SY
 XXXXX XX XXX XX

PLUG

RECEPTACLE

SERIES	
WTB Plug, right angle, with mounting ears	WTDXA Receptacle, straight, crimp removable, without mounting ears

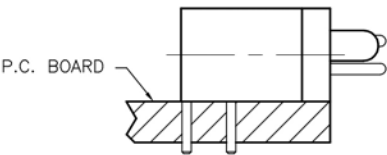
• WTKA and WTDXA connectors will mate with WTA, WTAV, WTB, WTBV connectors. "A" means contacts are included.

SIZE	
XX Number of contacts (90 or 120)	XX Number of contacts (90 or 120)

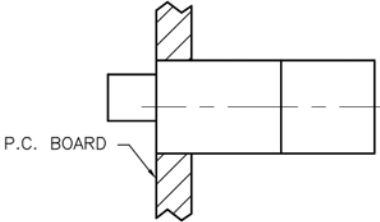
CONTACTS	
<ul style="list-style-type: none"> The use of gaskets is not recommended with crimp socket contacts. WTKA** includes full compliment of WTK2222 (Socket or Pin) crimp removable contacts packaged with connectors. See "Contacts" in Accessories section to order separately. When using crimp contacts with 20 gage barrel, barrel must be cut off prior to removing contact from connector body. 	
TYPE CONTACTS/TERMINATIONS: PR7 Pin, right angle, dip solder, .109" x .025" dia PR9 Pin, right angle, dip solder, .140" x .025" dia PR11 Pin, right angle, dip solder, .172" x .025" dia PRW40 Pin, right angle, wire wrap®, .625"	TYPE CONTACTS/TERMINATIONS: S Socket, straight, crimp removable, 22 AWG SA Same as above P Pin, straight, crimp removable, 22 AWG

HARDWARE	
SY Guide set SY-# Guide set, polarized J Fixed jackset JT Turning jackset, .435" JTA Turning jackset, .135" JTB Hex turning jackset, .135" JTC Hex turning jackset, .435" JTL Turning jackset, long, .635"	SY Guide set SY-# Guide set, polarized J Fixed jackset JT Turning jackset, .500" JTA Turning jackset, .200" JTB Hex turning jackset, .200" JTC Hex turning jackset, .500" JTL Turning jackset, long, .700"

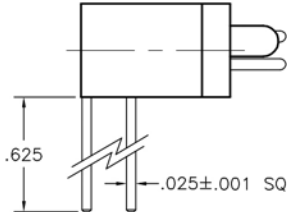
- | OPTIONS | |
|--|--|
| <ul style="list-style-type: none"> Option Codes: Add to the end of the part number. Example: WTDXA90SSY-C45. Call factory for additional codes. | |
| -443 | Polarizing pin installed in contact position noted by dash number. See "Polarization" in Accessories section. Receptacle connector only. |
| -444 | Contact position noted by dash number is left open (to mate with -443). Right angle only. |
| -478 | Drill mating side hole diameter designated by dash number (crimp only). |
| -515 | Polarizing pin installed in contact position noted by dash number. See "Polarization" in Accessories section. Receptacle connector only. |
| -548 | Bond #4-40 small pattern nut into mounting holes (for right angle plug connectors only). |
| -A53 | Socket, straight, crimp removable, 20 AWG |
| -C45 | Additional .075" material at termination face for strain relief of crimped wires (22 AWG only). See Detail A below. |
| -F68 | Combine -C45 and -515 special codes. |



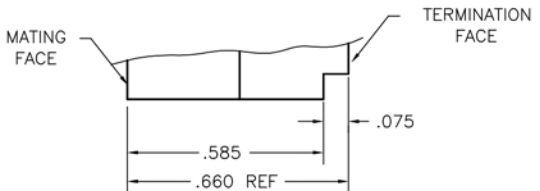
WTB90PR9SY
P.C. BOARD EXAMPLE



WTDXA90SASY
CHASSIS EXAMPLE



WTB90PRW40SY
WIRE WRAP EXAMPLE



DETAIL A