

深圳市华普微电子有限公司  
SHEN ZHEN HOPE MICROELECTRONICS CO.,LTD

Datasheet

Model NO.: HC-49S(SMD)-26.000-15-1020  
product code: 40626050003

Quartz Crystal

Park,xili Town,Nanshan District,Shenzhen,China

Tel: +86-755-82973805 ext:825

website: [www.hoperf.com](http://www.hoperf.com)

email: [hyhp@hoperf.com](mailto:hyhp@hoperf.com)

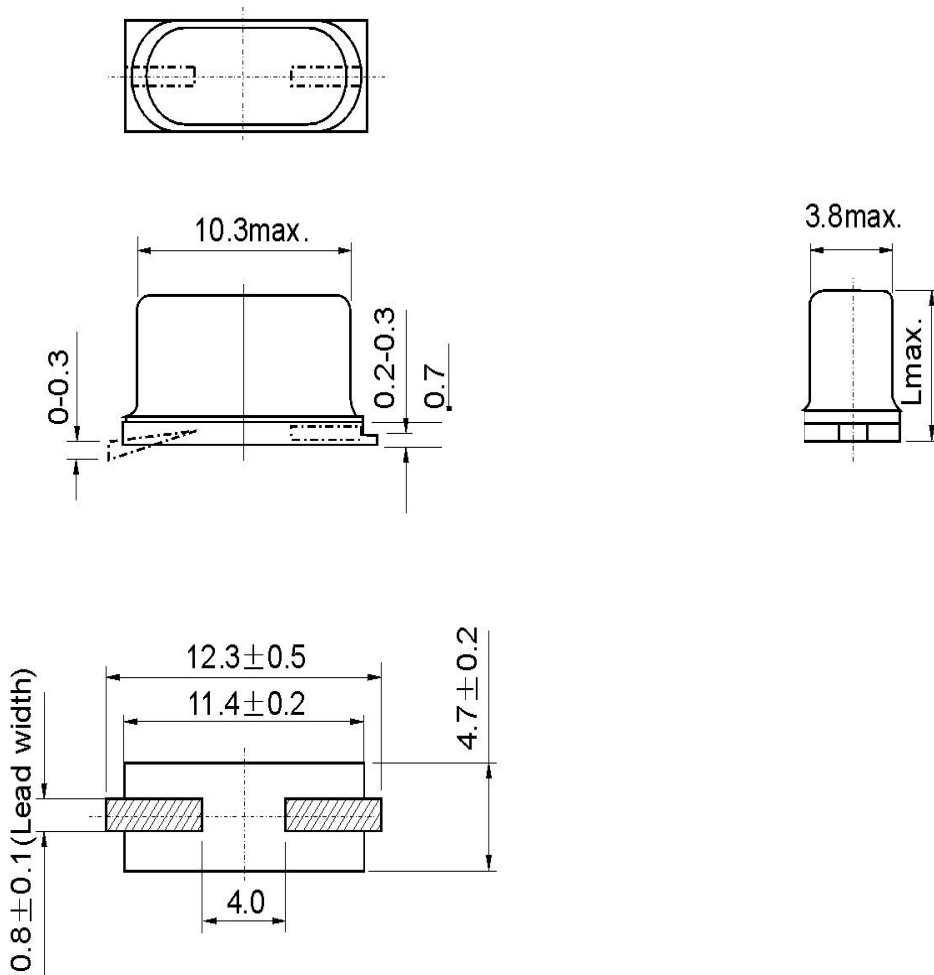
## 1. ELECTRICAL PARAMETERS

No.	Characteristic	Limits	Remark
1.1	Nominal Frequency	26MHz	
1.2	Mode of vibration	fund	
1.3	Load capacitance	15pF;	
1.4	Frequency Tolerance	$\pm 10\text{ppm}$	Measure at $25^{\circ}\text{C}\pm 3^{\circ}\text{C}$
1.5	Equivalent Series Resistance	25 $\Omega$ max	
1.6	Operating Temperature Range	$-40^{\circ}\text{C}\sim +85^{\circ}\text{C}$	
1.7	Frequency Stability	$\pm 20\text{ppm}$	Over Operating Temperature Range
1.8	Storage Temperature Range	$-55^{\circ}\text{C}\sim +125^{\circ}\text{C}$	
1.9	Drive Level	100 $\mu\text{W}$ max	
1.10	Insulation Resistance	500M $\Omega$	At 100V DC
1.11	Shunt Capacitance	7.0pF max	
1.12	Motional Capacitance		
1.13	Aging Per Year	$\pm 2\text{ppm}$	First Year
1.14	Resistance Variation vs. Drive Level		
1.15	Frequency Variation vs. Drive Level		

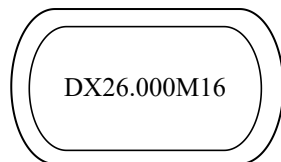
## 2. RELIABILITY SPECIFICATIONS

No.	Test Item	Test Conditions	Reference
2.1	High Temperature Storage	Temperature: 125°C±10°C Time: 1000±24Hours	MIL-STD-883E
2.2	Temperature Cycle	Temperature 1: -55°C±10°C Temperature 2: 125°C±10°C Temperature change between T1 and T2 at soonest Run 10 cycles,maintain T1 and T2 30minutes each in one cycle	MIL-STD-883E
2.3	Solder Heat Resistance	Pre-heat: 125°C 60~120 Seconds Solder Temperature: 260°C±10°C Time: 5 Seconds	MIL-STD-202F
2.4	Drop Test	3 Times Free Fall from 75cm height table to 3cm thickness hard wood board	MIL-STD-202F
2.5	High Temperature High Humidity Storage	Temperature: 85°C Relative Humidity: 85% Time: 1000Hours	MIL-STD-883E
2.6	Steam Aging	Temperature: 97°C Time: 8Hours 230°C solder pot to check solderability	MIL-STD-883E
2.7	Solderability	Dip in flux 5~10 seconds Temperature: 280°C±10°C Time: 5 Seconds	MIL-STD-883E
2.8	Aging	Temperature: 85°C Time: 300Hours	MIL-STD-883E
2.9	Thermal Shock	Temperature1: -55°C±10°C Temperature2: 125°C±10°C Temperature change between T1 and T2: 5 seconds 10 cycles,maintain T1 and T2 for 30 minutes each in one cycle	MIL-STD-202F
2.10	Vibration	Frequency Range: 10HZ~1000HZ Amplitude: 1.5mm 40mins in each direction,total 120mins	MIL-STD-883E

3. OUTLINE DIMENSIONS (unit:mm)



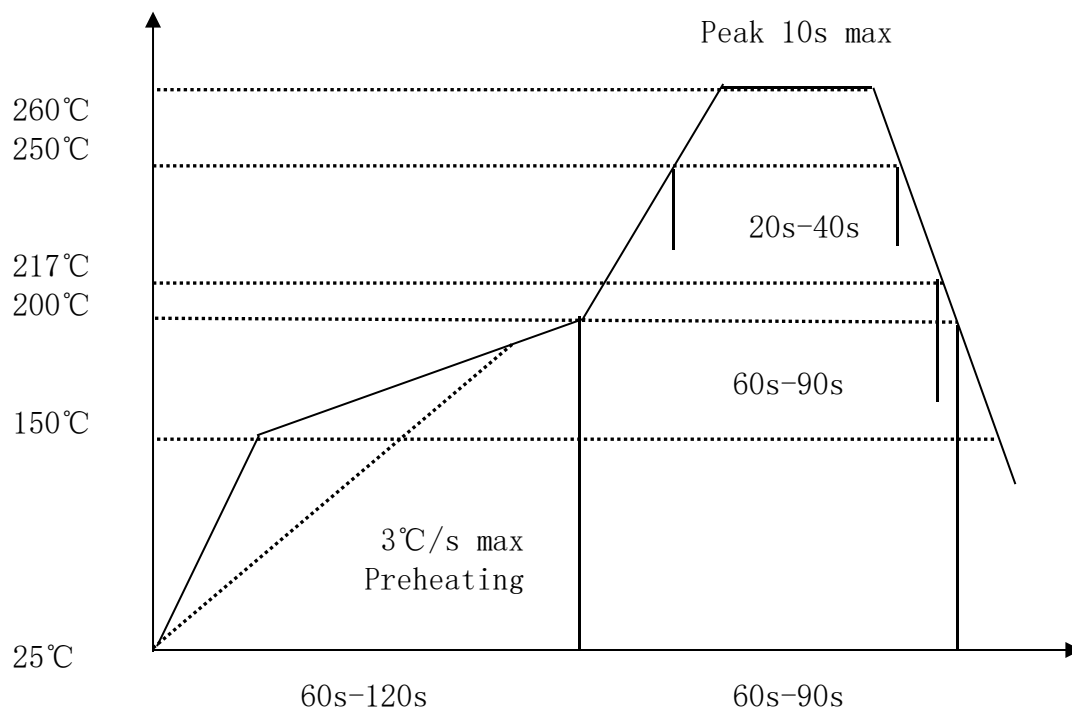
4. MARKING



HOLDER	H(Max)
H43	4.2mm
H30	3.0mm
H26	2.6mm

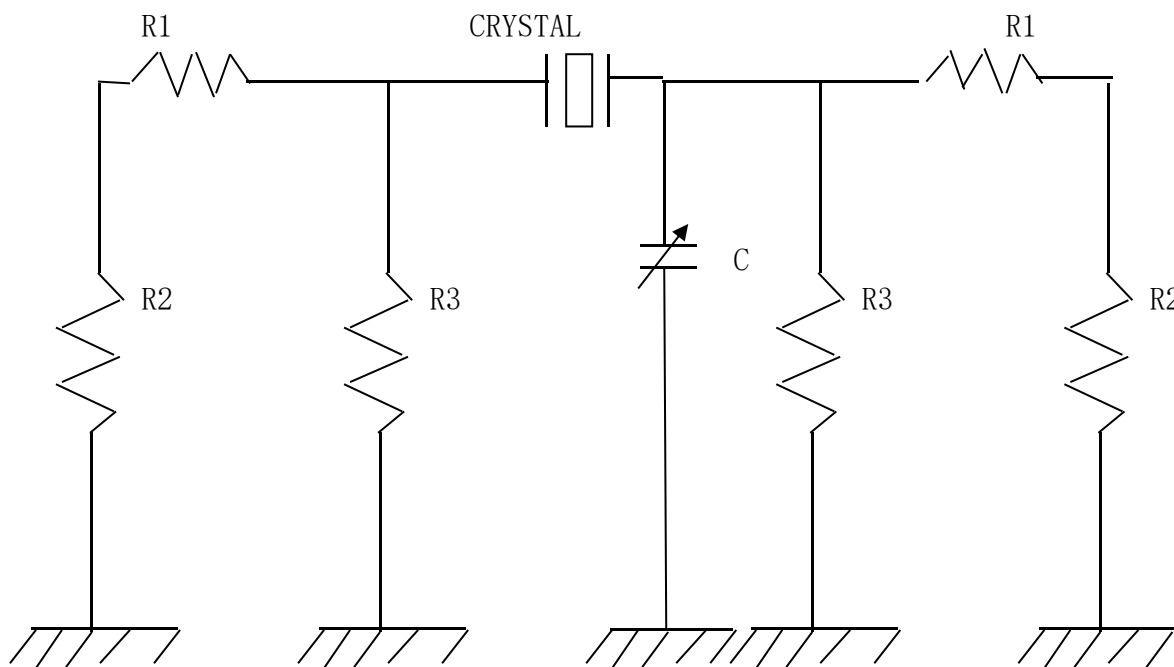
—

5.REFLOW PROFILE(49US-SMD/49USS-SMD)



6. CRYSTAL TEST CIRCUIT

TEST SET: KH1120:



R1: PI<sub>top</sub> resistor=66.2 Ω  
 R2: PI<sub>outer</sub> resistor=159 Ω  
 R3: PI<sub>inner</sub> resistor=14.2 Ω