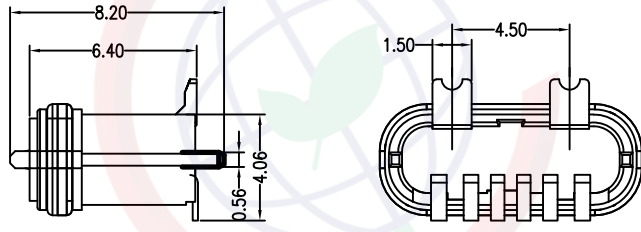
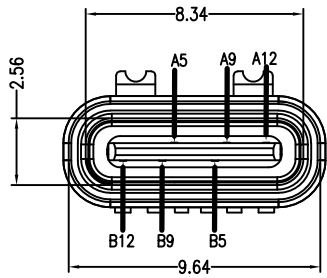
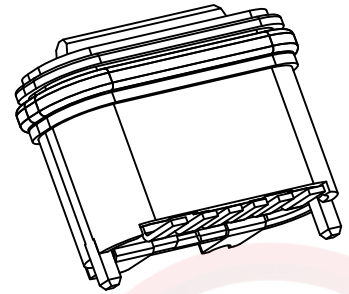
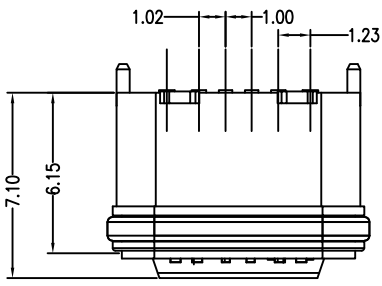
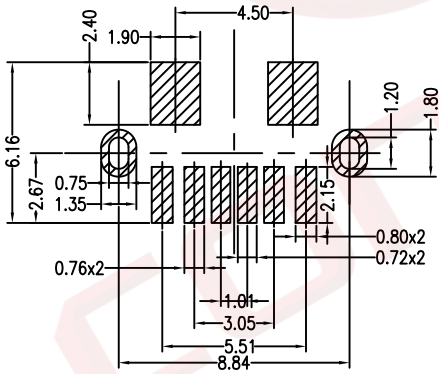
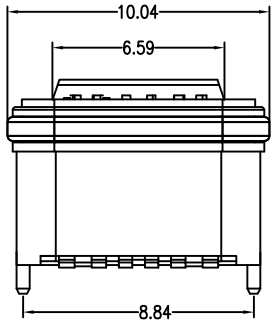


Dept	
Qty	
DC	1
ED	1
IE	1
ISO	1
PD	1
R&D	1
SD	1
QA	1
QC	1
QE	1

REV.	DESCRIPTION	DRAWN	CHECKED	APPROVED
A	NEW RELEASE	JLZ 01/18/21'		



The information provided herein is from CONNPLY Electronic Co., Ltd. and is confidential. Any disclosure to a party other than the recipient is prohibited. The intellectual properties and its rights contained herein, including but not limited to, trademarks, patents, copyrights, trade secrets, and technical know-how, are owned exclusively by CONNPLY or its affiliates. Unauthorized use or modification is strictly prohibited without prior written consent from CONNPLY. All intellectual properties constitute a major of such rights.



Note:

- Material:**
 - Housing: PA9T
 - Contact: C5191, t=0.20mm
 - Shell: Kirsite
- ELECTRICAL:**
 - CURRENT RATING:**
VBUS AND GND CONTACTS RATED AT 1.25A PARALLELED FOR A TOTAL OF 5A;
 - INITIAL CONTACT RESISTANCE :** 40 MEGOHMS
 - DIELECTRIC WITHSTANDING VOLTAGE:**
100V AC MIN;
- MECHANICAL CHARACTERISTICS:**
 - MATING FORCE:** 5~20N
 - UNMATING FORCE:** 8~20N(INITIAL), 6~20N(AFTER 10000 CYCLES)
 - FREQUENCY:** 200±50 CYCLES /HOUR, 10000 CYCLES
 - OPERATING TEMPERATURE ;** -40°~80°.
- Product number code:**
DS1144-52 - X X X X X X X X

No. of contacts: 6pin
 Connector type: F: Female
 Mounting type: S: SMT type
 Packing Type: R: Tape On Reel
 Shell Plating: 0: Kirsite
 Housing color: B: Black
 Contact Plating: 4: Selective 3u" gold, 0: Selective gold flash



(Series Image-Reference Only)

A5	CC1	B12	GND	GENERAL TOLERANCE	ANGLE TOLERANCE
A9	VBUS	B9	VBUS	X. ±0.60	X. ±5°
A12	GND	B1	GND	.X ±0.38	.X ±3°
PIN	SIGNAL NAME	PIN	SIGNAL NAME	.XX ±0.25	.XX ±2°
DRAWING TYPE				CUSTOMER	
SCALE				1:1 SHEET 1 OF 1	
DRAWING NO.				C-DS1144-52-XXXXXX-A	

PROJECTION		TITLE	USB C Type 6P Female V/T SMT Type
UNITS	mm		H=6.4mm Waterproof Grade IP-X7
SHEET SIZE	A4	SERIES	DS1144-52 SERIES

晨翔电子有限公司
CONNPLY CONNPLY ELECTRONIC CO. LTD