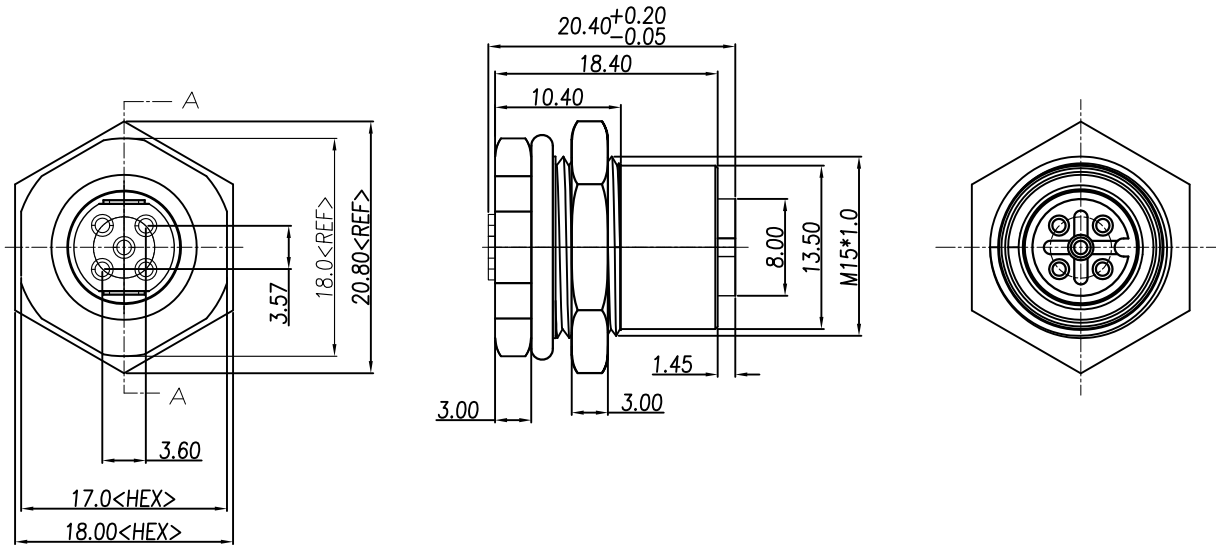


SWITCH CIRCUIT			MATERIAL AND FINISH AS BELOW						
WHEN CARD IS EJECTED		WHEN CARD IS INSERTED		A	Housing	PBT UL94V-0, Color: Black	E	O-Ring	NBR Black
				B	Contact	Brass C3604, Contact Area:10u" Gold Plating Over Nickel	F	O-Ring	EPDM Black
				C	Shell	Brass C3604, Nickel Plated	G	Epoxy Base	Epoxy Black
				D	Nut	Brass C3604, Nickel Plated	H		



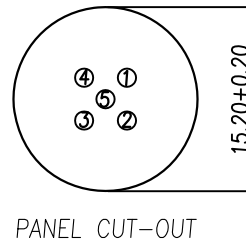
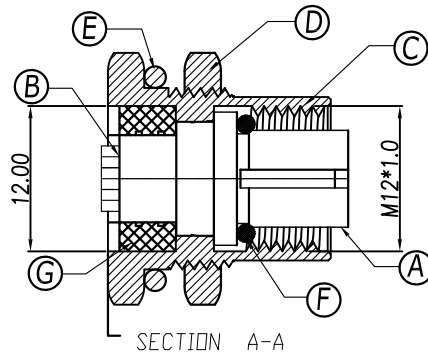
SPECIFICATION:

1. ELECTRICAL

- 1.1 Current Rating: 5A per pin
- 1.2 Voltage Rating: 125V
- 1.3 Water Proof: IP X7

2. ENVIRONMENTAL

- 2.1 Operating temperature range: -40°C ~ +85°C



P1	P2	P3	P4	P5	P6	P7	P8	P9	P10	P11	P12
----	----	----	----	----	----	----	----	----	-----	-----	-----

PIN ASSIGNMENT

216A-05FAF M12 A Code 5Pin Receptacle, Female Solder Type, Front Fastened, Contact: 10u" Gold Plating

PRODUCT NO. DESCRIPTION

UNLESS OTHERWISE SPECIFIED TOLERANCE		
ANGLES	ANG.	±5°
LINEAR	0.	±0.3
	0.0	±0.25
	0.00	±0.20
SCALE	AS SHOWN	UNIT: mm
DRAWN	Willis	2013/12/24
CHECKED	Angel	2013/12/24
APPROVED	Ken	2013/12/24



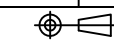
www.attend.com.tw

DRAWN NAME: M12 A- Code 5Pin Receptacle Female Solder Type, Front Fastened

PRODUCT NO. 216A-05FAF

FILE NAME 216A-05FAF_B_2

REV.	DESCRIPTION	DATE	REV.	DESCRIPTION	DATE
1	ECR1700027	2017/10/26			
2	INITIAL RELEASE	2013/12/24			



SIZE A4

REV. 1.0