



MMBT3906

PNP GENERAL PURPOSE SWITCHING TRANSISTOR

VOLTAGE 40 Volt **POWER** 225 mWatt

SOT-23 Unit : inch(mm)

FEATURES

- PNP epitaxial silicon, planar design
- Collector-emitter voltage $V_{CE} = -40V$
- Collector current $I_C = -200mA$
- Lead free in compliance with EU RoHS 2011/65/EU directive
- Green molding compound as per IEC61249 Std. . (Halogen Free)

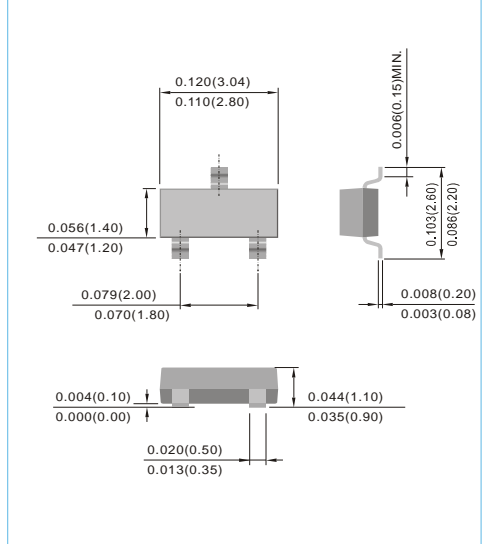
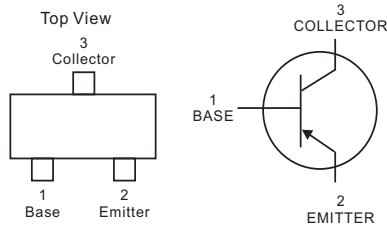
MECHANICAL DATA

Case: SOT-23, Plastic

Terminals: Solderable per MIL-STD-750, Method 2026

Approx. Weight: 0.0003 ounces, 0.0084 grams

Marking: S2A



ABSOLUTE RATINGS

| Parameter | Symbol | Value | Units |
|--------------------------------|-----------|-------|-------|
| Collector - Emitter Voltage | V_{CEO} | -40 | V |
| Collector - Base Voltage | V_{CBO} | -40 | V |
| Emitter - Base Voltage | V_{EBO} | -5 | V |
| Collector Current - Continuous | I_C | -200 | mA |

THERMAL CHARACTERISTICS

| Parameter | Symbol | Value | Units |
|--|-----------------|------------|---------------|
| Max Power Dissipation (Note 1) | P_{TOT} | 330 | mW |
| Thermal Resistance , Junction to Ambient | $R_{\theta JA}$ | 375 | $^{\circ}C/W$ |
| Operating Junction Temperature and Storage Temperature Range | T_J, T_{STG} | -55 to 150 | $^{\circ}C$ |

Note 1: Transistor mounted on FR-5 board 1 x 0.75 x 0.062 in.



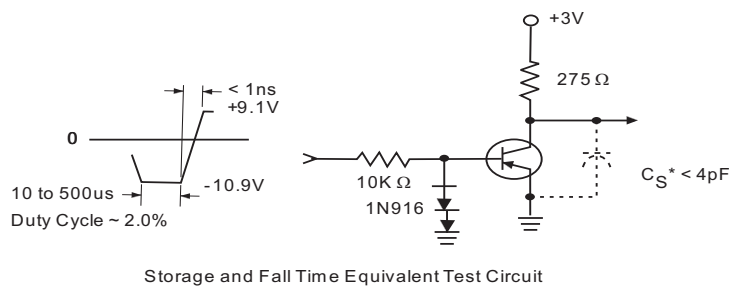
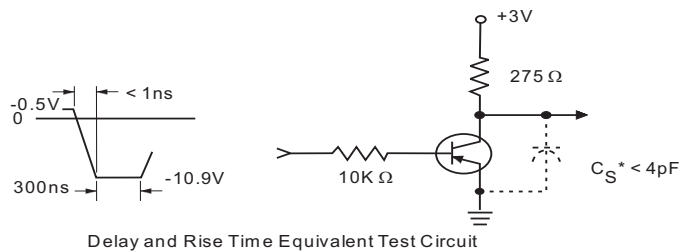
MMBT3906

ELECTRICAL CHARACTERISTICS

| Parameter | Symbol | Test Condition | MIN. | TYP. | MAX. | Units |
|---|---------------|--|------------|--------|----------------|-------|
| Collector - Emitter Breakdown Voltage | $V_{(BR)CEO}$ | $I_C = -1mA, I_B = 0$ | -40 | - | - | V |
| Collector - Base Breakdown Voltage | $V_{(BR)CBO}$ | $I_C = -10\mu A, I_E = 0$ | -40 | - | - | V |
| Emitter - Base Breakdown Voltage | $V_{(BR)EBO}$ | $I_E = -10\mu A, I_C = 0$ | -5 | - | - | V |
| Base Cutoff Current | I_{BL} | $V_{CE} = -30V, V_{EB} = -3V$ | - | - | -50 | nA |
| Collector Cutoff Current | I_{CEX} | $V_{CE} = -30V, V_{EB} = -3V$ | - | - | -50 | nA |
| DC Current Gain (Note 2) | h_{FE} | $I_C = -0.1mA, V_{CE} = -1V$ | 60 | - | - | - |
| | | $I_C = -1mA, V_{CE} = -1V$ | 80 | - | - | |
| | | $I_C = -10mA, V_{CE} = -1V$ | 100 | - | 300 | |
| | | $I_C = -50mA, V_{CE} = -1V$ | 60 | - | - | |
| | | $I_C = -100mA, V_{CE} = -1V$ | 30 | - | - | |
| Collector - Emitter Saturation Voltage (Note 2) | $V_{CE(SAT)}$ | $I_C = -10mA, I_B = -1mA$ $I_C = -50mA, I_B = -5mA$ | - | - | -0.25 -0.4 | V |
| Base - Emitter Saturation Voltage (Note 2) | $V_{BE(SAT)}$ | $I_C = -10mA, I_B = -1mA$ $I_C = -50mA, I_B = -5mA$ | -0.65 - | - - | -0.85 -0.95 | V |
| Collector - Base Capacitance | C_{CBO} | $V_{CB} = -5V, I_E = 0, f = 1MHz$ | - | - | 4.5 | pF |
| Emitter - Base Capacitance | C_{EBO} | $V_{EB} = -0.5V, I_C = 0, f = 1MHz$ | - | - | 10 | pF |
| Delay Time | t_d | $V_{CC} = -3V, V_{BE} = -0.5V,$ $I_C = -10mA, I_B = -1mA$ | - | - | 35 | ns |
| Rise Time | t_r | $V_{CC} = -3V, V_{BE} = -0.5V,$ $I_C = -10mA, I_B = -1mA$ | - | - | 35 | ns |
| Storage Time | t_s | $V_{CC} = -3V, I_C = -10mA$ $I_{B1} = I_{B2} = -1mA$ | - | - | 225 | ns |
| Fall Time | t_f | $V_{CC} = -3V, I_C = -10mA$ $I_{B1} = I_{B2} = -1mA$ | - | - | 75 | ns |
| Current Gain-Bandwidth Product | f_T | $I_C = -10mA, V_{CE} = -20V,$ $f = 100MHz$ | 250 | - | - | MHz |

Note 2: Pulse Test: Pulse Width $\leq 300 \mu s$, Duty Cycle $\leq 2.0\%$.

SWITCHING TIME EQUIVALENT TEST CIRCUITS





ELECTRICAL CHARACTERISTICS CURVE

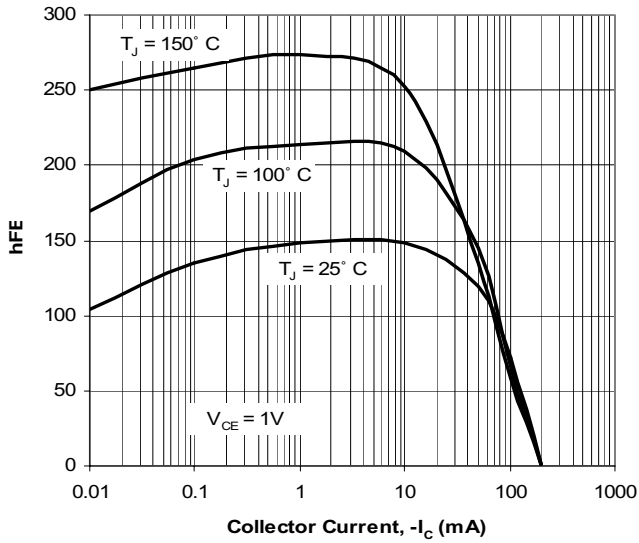


Fig. 1. Typical h_{FE} vs. Collector Current

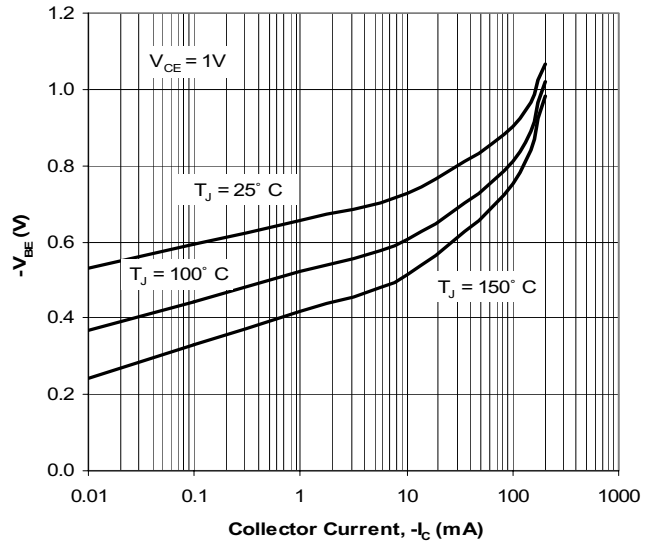


Fig. 2. Typical V_{BE} vs. Collector Current

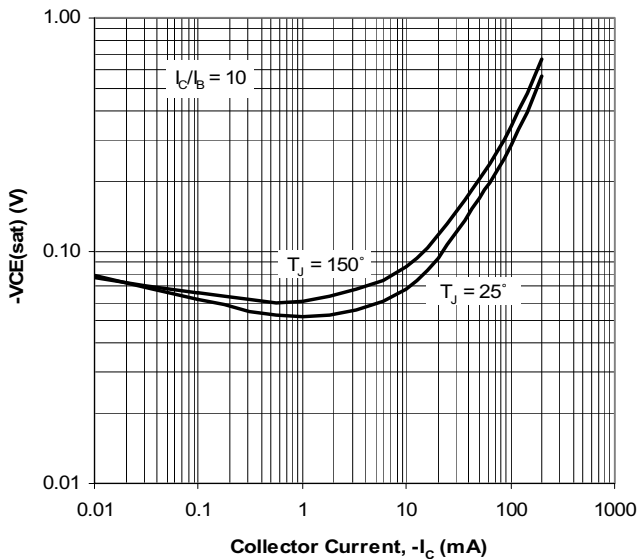


Fig. 3. Typical $V_{CE(sat)}$ vs. Collector Current

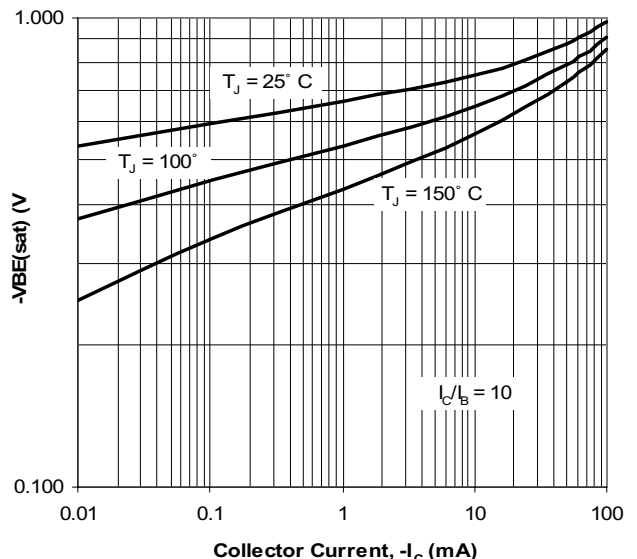


Fig. 4. Typical $V_{BE(sat)}$ vs. Collector Current

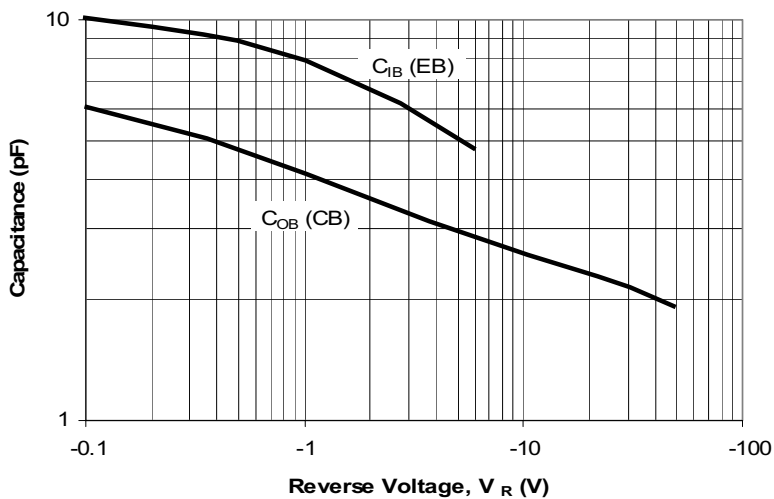


Fig. 5. Typical Capacitances vs. Reverse Voltage

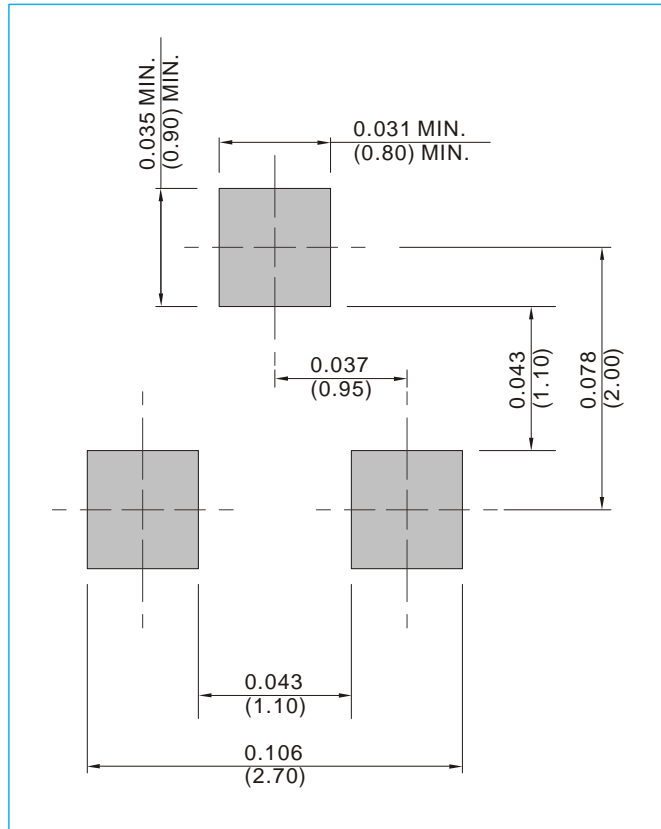


MMBT3906

MOUNTING PAD LAYOUT

SOT-23

Unit : inch(mm)



ORDER INFORMATION

- Packing information
 - T/R - 12K per 13" plastic Reel
 - T/R - 3K per 7" plastic Reel



MMBT3906

Part No_packing code_Version

MMBT3906_R1_00001

MMBT3906_R2_00001

For example :

RB500V-40_R2_00001



| Packing Code XX | | | | Version Code XXXXX | | |
|--------------------------------------|----------------------|----------------------------------|----------------------|---------------------------|----------------------|---------------------------------------|
| Packing type | 1 st Code | Packing size code | 2 nd Code | HF or RoHS | 1 st Code | 2 nd ~5 th Code |
| Tape and Ammunition Box (T/B) | A | N/A | 0 | HF | 0 | serial number |
| Tape and Reel (T/R) | R | 7" | 1 | RoHS | 1 | serial number |
| Bulk Packing (B/P) | B | 13" | 2 | | | |
| Tube Packing (T/P) | T | 26mm | X | | | |
| Tape and Reel (Right Oriented) (TRR) | S | 52mm | Y | | | |
| Tape and Reel (Left Oriented) (TRL) | L | PANASERT T/B CATHODE UP (PBCU) | U | | | |
| FORMING | F | PANASERT T/B CATHODE DOWN (PBCD) | D | | | |



MMBT3906

Disclaimer

- Reproducing and modifying information of the document is prohibited without permission from Panjit International Inc..
- Panjit International Inc. reserves the rights to make changes of the content herein the document anytime without notification. Please refer to our website for the latest document.
- Panjit International Inc. disclaims any and all liability arising out of the application or use of any product including damages incidentally and consequentially occurred.
- Panjit International Inc. does not assume any and all implied warranties, including warranties of fitness for particular purpose, non-infringement and merchantability.
- Applications shown on the herein document are examples of standard use and operation. Customers are responsible in comprehending the suitable use in particular applications. Panjit International Inc. makes no representation or warranty that such applications will be suitable for the specified use without further testing or modification.
- The products shown herein are not designed and authorized for equipments requiring high level of reliability or relating to human life and for any applications concerning life-saving or life-sustaining, such as medical instruments, transportation equipment, aerospace machinery et cetera. Customers using or selling these products for use in such applications do so at their own risk and agree to fully indemnify Panjit International Inc. for any damages resulting from such improper use or sale.
- Since Panjit uses lot number as the tracking base, please provide the lot number for tracking when complaining.