

P82F7R5SN

Power MOSFETs

75V, 82A, N-channel

Feature

- N-channel
- Isolated Package
- Low Ron
- 10V Gate Drive
- Low Capacitance
- Pb free terminal
- RoHS:Yes

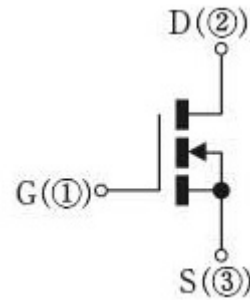
OUTLINE

Package (House Name): FTO-220AG

Package (JEITA Code): SC-91



Equivalent circuit



Absolute Maximum Ratings (unless otherwise specified : Tc=25°C)

Item	Symbol	Conditions	Ratings	Unit
Storage temperature	Tstg		-55 to 150	°C
Channel temperature	Tch		-55 to 150	°C
Drain-source voltage	V _{DSS}		75	V
Gate-source voltage	V _{GSS}		±20	V
Continuous drain current(DC)	I _D		82	A
Continuous drain current(Peak)	I _{DP}	Pulse width 10μs, duty=1/100	328	A
Total power dissipation	P _T		58	W
Single avalanche current	I _{AS}	Starting Tch=25°C Tch≤150°C	67	A
Single avalanche energy	E _{AS}	Starting Tch=25°C Tch≤150°C	224	mJ
Dielectric strenght	V _{dis}	Terminals to case, AC1min	2	kV
Mounting torque	TOR	(Recommended torque : 0.3N·m)	0.5	N·m

* : See the original Specifications

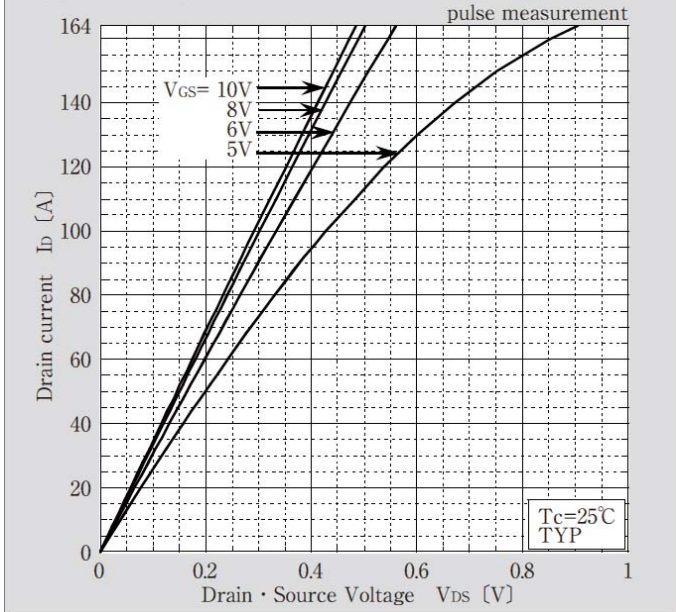
Electrical Characteristics (unless otherwise specified : Tc=25°C)

Item	Symbol	Conditions	Ratings			Unit
			MIN	TYP	MAX	
Drain-Source breakdown voltage	$V_{(BR)DSS}$	ID=1mA, VGS=0V	75			V
Zero gate voltage drain current	I_{DSS}	VDS=75V, VGS=0V			1	μ A
Gate-source leakage current	I_{GSS}	VGS= \pm 20V, VDS=0V			\pm 0.1	μ A
Forward transconductance	g_{fs}	ID=41A, VDS=10V	28			S
Static drain-source on-state resistance	$R_{DS(ON)}$	ID=41A, VGS=10V		0.003	0.0038	Ω
Gate threshold voltage	V_{th}	ID=1mA, VDS=10V	2	3	4	V
Source-drain diode forward voltage	V_{SD}	IS=82A, VGS=0V			1.5	V
Thermal resistance	$R_{th(j-c)}$	Junction to case, with heatsink			2.15	$^{\circ}$ C/W
Total gate charge	Q_g	VDD=60V, VGS=10V, ID=82A		168		nC
Gate to source charge	Q_{gs}	VDD=60V, VGS=10V, ID=82A		42		nC
Gate to drain charge	Q_{gd}	VDD=60V, VGS=10V, ID=82A		58		nC
Input capacitance	C_{iss}	VDS=25V, VGS=0V, f=1MHz		9600		pF
Reverse transfer capacitance	C_{rss}	VDS=25V, VGS=0V, f=1MHz		480		pF
Output capacitance	C_{oss}	VDS=25V, VGS=0V, f=1MHz		1010		pF
Turn-on delay time	$t_{d(on)}$	ID=41A, RL=0.91 Ω , VDD=37.5V, Rg=0 Ω , VGS(+)=10V, VGS(-)=0V		13		ns
Rise time	t_r	ID=41A, RL=0.91 Ω , VDD=37.5V, Rg=0 Ω , VGS(+)=10V, VGS(-)=0V		47		ns
Turn-off delay time	$t_{d(off)}$	ID=41A, RL=0.91 Ω , VDD=37.5V, Rg=0 Ω , VGS(+)=10V, VGS(-)=0V		119		ns
Fall time	t_f	ID=41A, RL=0.91 Ω , VDD=37.5V, Rg=0 Ω , VGS(+)=10V, VGS(-)=0V		78		ns
Diode reverse recovery time	t_{rr}	IF=82A, VGS=0V, di/dt=100A/ μ s		58		ns
Diode reverse recovery charge	Q_{rr}	IF=82A, VGS=0V, di/dt=100A/ μ s		118		nC

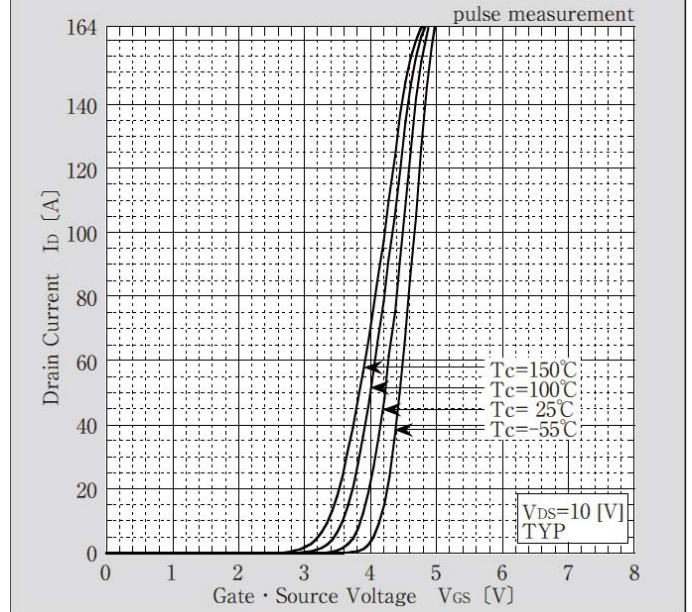
※ : See the original Specifications

CHARACTERISTIC DIAGRAMS

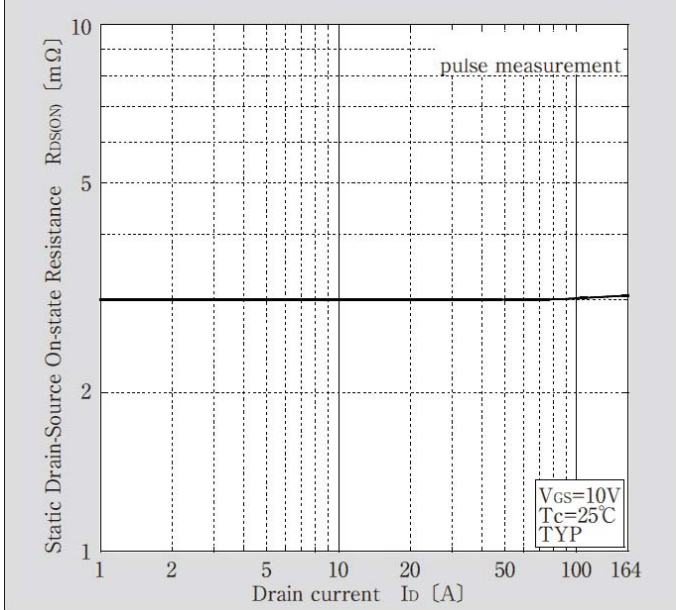
Typical Output Characteristics



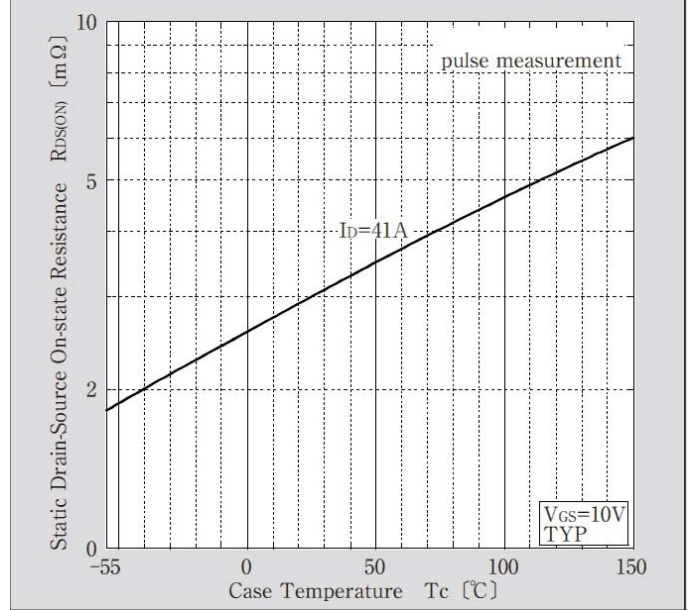
Transfer Characteristics



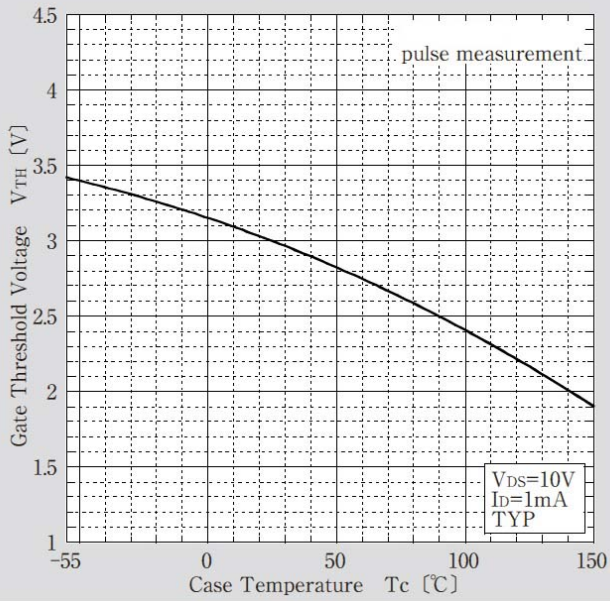
Static Drain-Source On-state Resistance vs Drain Current



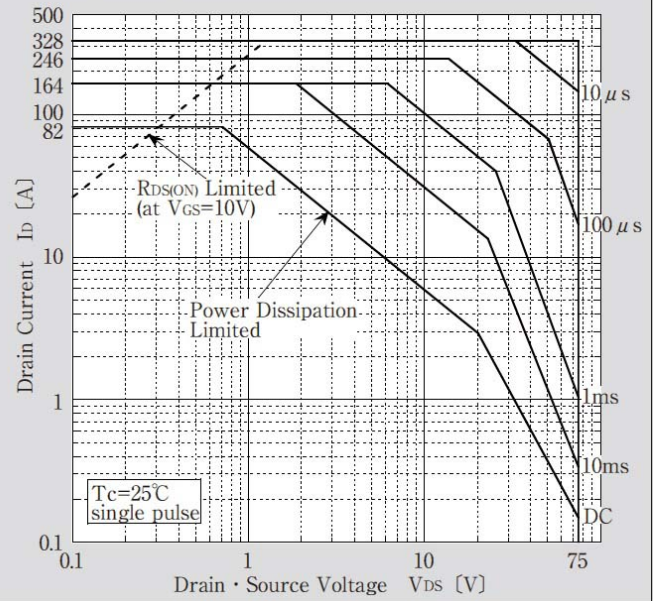
Static Drain-Source On-state Resistance vs Case Temperature



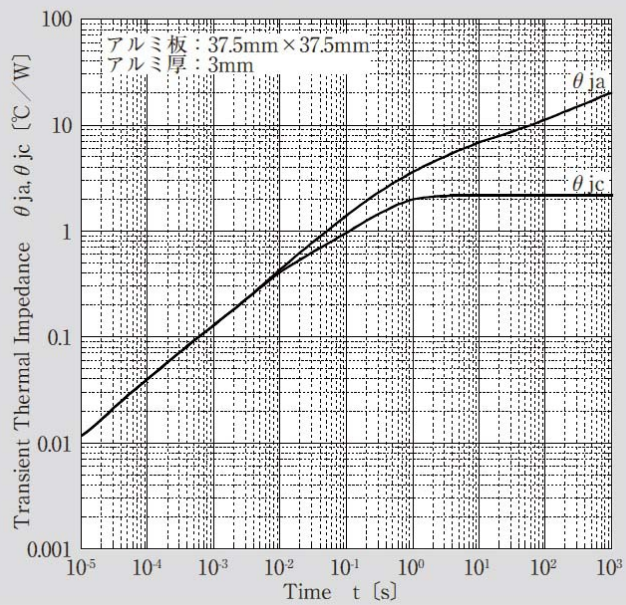
Gate Threshold Voltage vs Case Temperature



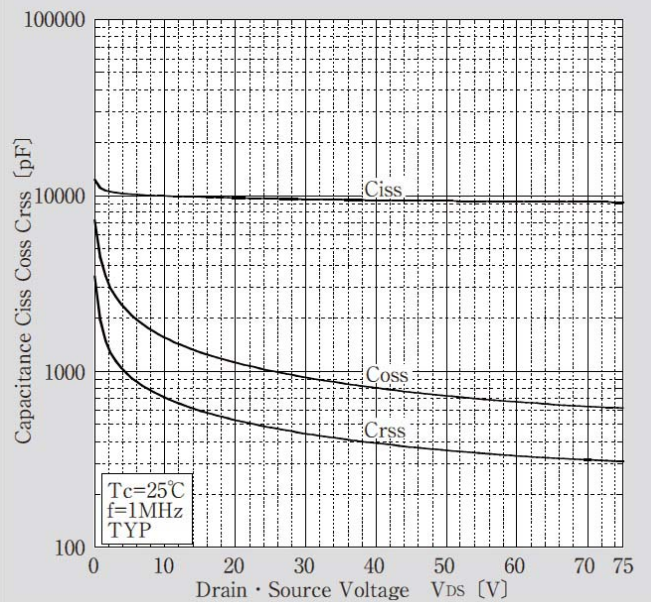
Safe Operating Area



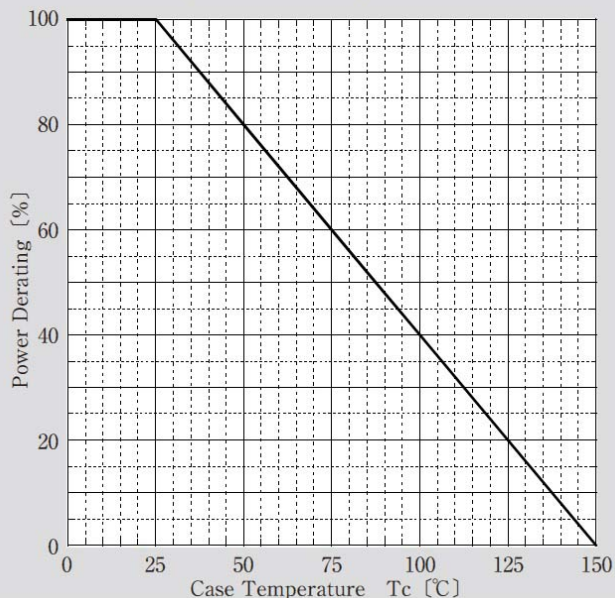
Transient Thermal Impedance



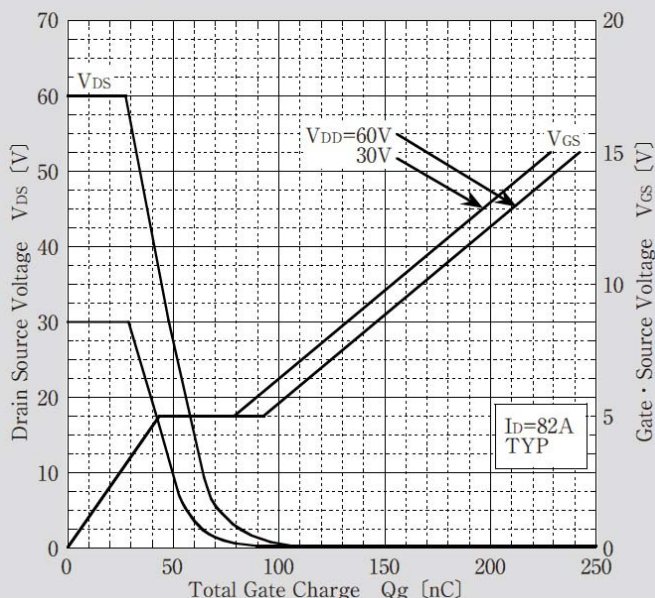
Capacitance Characteristics



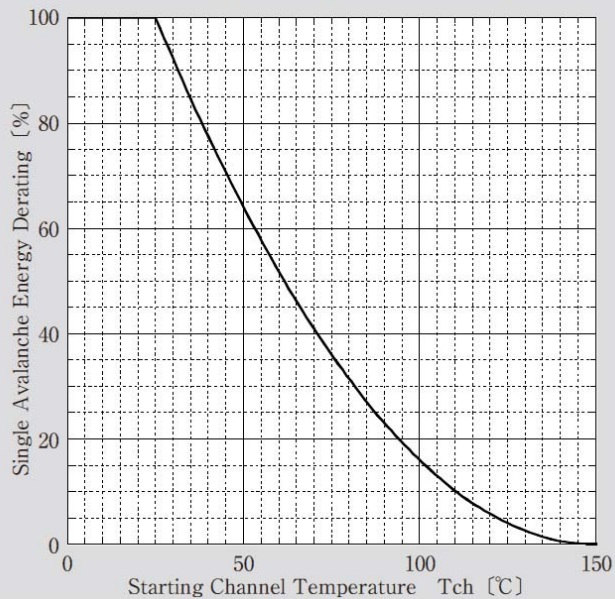
Power Derating - Case Temperature



Gate Charge Characteristics

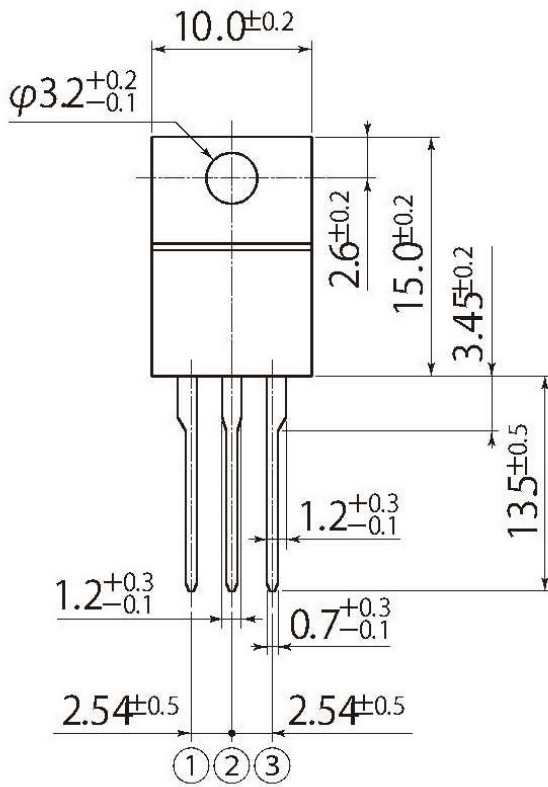


Single Avalanche Energy Derating vs Channel Temperature



J8

JEDEC Code	-
JEITA Code	SC-91
House Name	FTO-220AG(3pin)



1. If you wish to use any such product, please be sure to refer to the specifications issued by Shindengen.
2. All products described or contained herein are designed with a quality level intended for use in standard applications requiring an ordinary level of reliability. If these products are to be used in equipment or devices for special or specific applications requiring an extremely high grade of quality or reliability in which failures or malfunctions of products may directly affect human life or health, a local Shindengen office must be contacted in advance to confirm that the intended use of the product is appropriate. Shindengen products are grouped into the following three applications according to the quality grade.
 - 【Standard applications】
Computers, office automation and other office equipment, communication terminals, test and measurement equipment, audio/visual equipment, amusement equipment, consumer electronics, machine tools, personal electronic equipment, industrial equipment, etc.
 - 【Special applications】
Transportation equipment (vehicles, ships, etc.), trunk-line communication equipment, traffic signal control systems, anti-disaster/crime systems, safety equipment, medical equipment, etc.
 - 【Specific applications】
Nuclear reactor control systems, aircraft, aerospace equipment, submarine repeaters, life support equipment and systems, etc.
3. Although Shindengen continuously endeavors to enhance the quality and reliability of its products, customers are advised to consider and take safety measures in their design, such as redundancy, fire containment and anti-failure, so that personal injury, fires, or societal damages can be prevented.
4. Please note that all information described or contained herein is subject to change without notice due to product upgrades and other reasons. When buying Shindengen products, please contact the Company's offices or distributors to obtain the latest information.
5. Shindengen shall not bear any responsibility with regards to damages or infringement of any third-party patent rights and other intellectual property rights incurred due to the use of information on this website.
6. The information and materials on this website neither warrant the use of Shindengen's or any third party's patent rights and other intellectual property rights, nor grant license to such rights.
7. In the event that any product described or contained herein falls under the category of strategic products controlled under the Foreign Exchange and Foreign Trade Control Law of Japan, exporting of such products shall require an export license from the Japanese government in accordance with the above law.
8. No reprinting or reproduction of the materials on this website, either in whole or in part, is permitted without proper authorization from Shindengen.