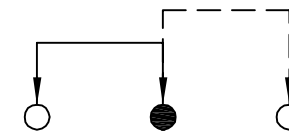
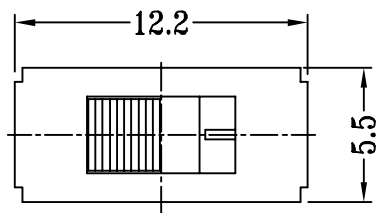
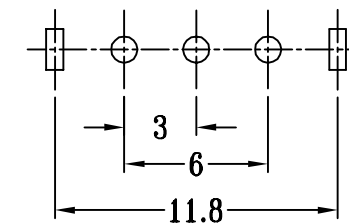
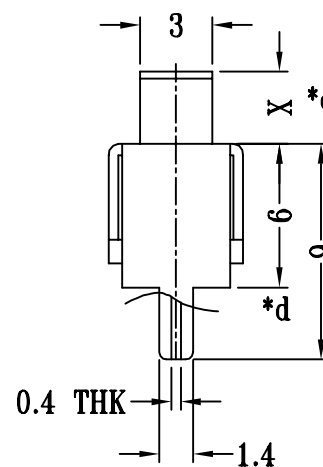
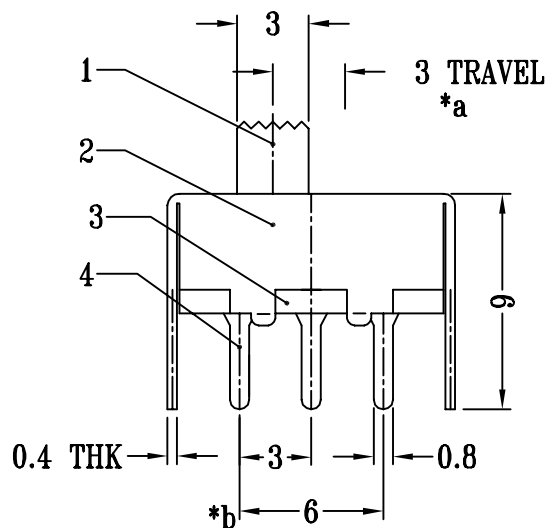


CAD FILE:



**SCHEMATIC (NON-SHORTING)**



**P.C.B LAYOUT  
BOTTOM VIEW**

注：“\*”表示关键尺寸（4个）。

NO.	PARTS	MATERIALS	Q'TY	FINISH	TOLERANCE UNLESS SPECIFIED	ISSUE	DATE	DESCRIPTIONS OF REVISION	APPD.
8									
7									
6	SPRING	STEEL WIRE	1	NATURAL	WITHIN 1.5mm : ±0.1mm				
5	CONTACT	BRASS STRIP	1	Ag PLATED	OVER 1.5mm : ±0.2mm				
4	TERMINAL	BRASS STRIP	3	Ag PLATED					
3	BASE	PHENOLIC RESIN	1	NATURAL					
2	FRAME	STEEL STRIP	1	Ni PLATED					
1	KNOB	POM	1	BLACK					
					TITLE : VERTICAL SLIDE SWITCH		UNIT : mm	DRWG NO.:	
					MODEL: L-KLS7-SS06-12F46-G12		SCALE: 3 : 1	DWN.	
					NINGBO KLS ELECTRONIC CO.,LTD			CHK'D	
								APPD.	