



**TECHNICALS FEATURES**

**MATERIAL**

**INSULATOR** : Special PPS (Polyphenylene Sulfide Fibreglass filled thermoplastic) UL 94-V0

- Radiation resistance
- No humidity absorption
- Oxygen free

Note : PPS characteristics are recognized for space applications

**SIGNAL CONTACTS for PCB:**

- Female :**
- **Body** : Copper alloy / Ni + Au 0.2µ
  - **Socket body** : Beryllium alloy / Ni + Au 1.25µ

**FIXING HARDWARE :**

- **Jackscrew** : Stainless steel

**ELECTRICAL for LF Contacts**


- **All contacts** : 3 A max. @ 25°C  
2.2 A max. @ 85°C  
Tested at 800 V DC
- **Working voltage (sea level)** : Tested at 1200 V DC
- **Proof voltage** : max. 10 mΩ
- **Contact resistance (initially)** : 1000 MΩ min
- **Insulation resistance** :

**MECHANICAL for LF Contacts**

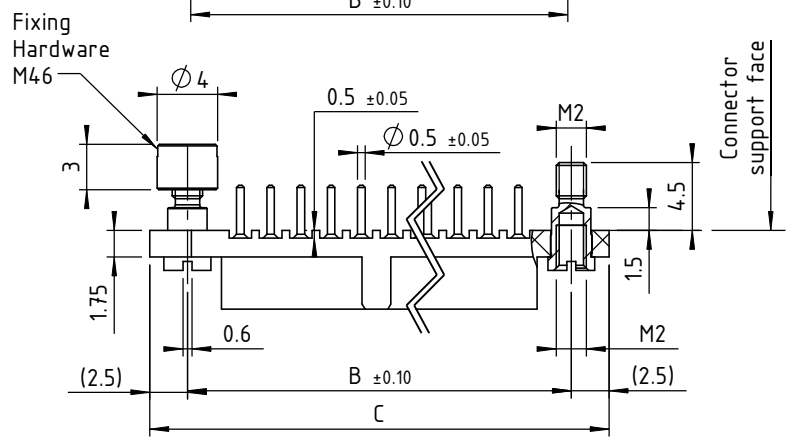
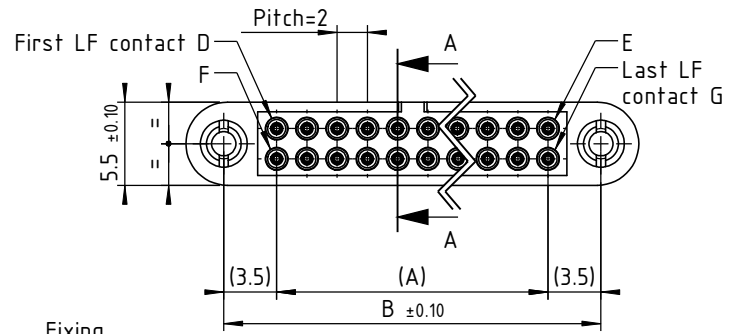
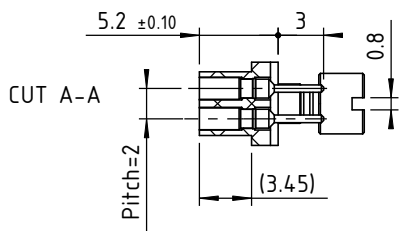
- **Mechanical operations** : 500 cycles min. up to 2500.
- **Contact insertion and withdrawal force** : 2 N max. / 0.2 N min.

**ENVIRONMENTAL**

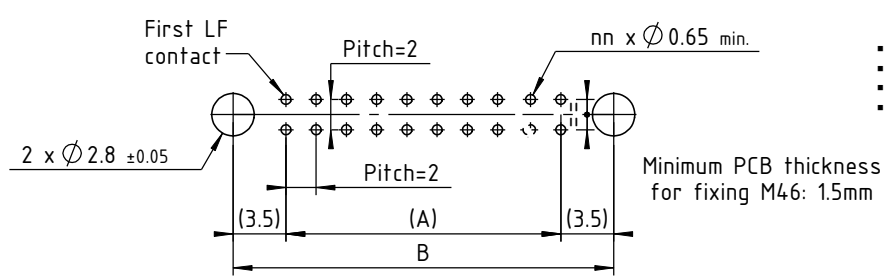
- **Temperature range** : From -60°C to +260°C
- **Vibration severity** : 0.75mm, 10 g RMS 6 hours long random with superimposed sinusoid. No intermittencies measured when using an H.S.L.I. (High Speed Logic Interrupt) detector with a trip threshold of 2 ns. 100g for 6 ms
- **Shock severity** : HcFc 141 bMGX (ATOCHEM) solvent
- **Solvent resistance** : 96 hrs
- **Salt spray test** : 56 days @ 90% humidity
- **Humidity test** :



Marking as referenced in the CMM catalogue pages 12 & 13



**Recommended PCB layout :**



CONNECTOR SERIES 220 FEMALE							
LF contacts number mm	Distance in mm between axes		Length in mm	LF contacts reference mark number			
	A	B		D	E	F	G
04	2	9	14	1	2	3	4
06	4	11	16	1	3	4	6
08	6	13	18	1	4	5	8
10	8	15	20	1	5	6	10
12	10	17	22	1	6	7	12
14	12	19	24	1	7	8	14
16	14	21	26	1	8	9	16
18	16	23	28	1	9	10	18
20	18	25	30	1	10	11	20
22	20	27	32	1	11	12	22
24	22	29	34	1	12	13	24
26	24	31	36	1	13	14	26
28	26	33	38	1	14	15	28
30	28	35	40	1	15	16	30
32	30	37	42	1	16	17	32
34	32	39	44	1	17	18	34
36	34	41	46	1	18	19	36
38	36	43	48	1	19	20	38
40	38	45	50	1	20	21	40
42	40	47	52	1	21	22	42
44	42	49	54	1	22	23	44
46	44	51	56	1	23	24	46
48	46	53	58	1	24	25	48
50	48	55	60	1	25	26	50
52	50	57	62	1	26	27	52
54	52	59	64	1	27	28	54
56	54	61	66	1	28	29	56
58	56	63	68	1	29	30	58
60	58	65	70	1	30	31	60

Tools recommended  
Screwdriver for standard nut C14743

**nicomatic**  
www.nicomatic.com  
Mail : nicomatic@nicomatic.fr  
Tel : +33 (0)4.50.36.13.85

2	07/09/10	N.P.	A.V.	E.M.
Iss	Date	Drawn	Checked	Approved
Item : Connector CMM220 female straight on PCB, nn LF contacts, M46				

This document and drawings, sketches, and schematic drawings are the property of the NICOMATIC company, and no parts thereof may be reproduced and used without the written consent of the owner. Law dated 11.03.1902

Catalogue Reference : **222YnnM46**

	General tolerance	±0.2	Scale	2:1	Page	1/1
--	-------------------	------	-------	-----	------	-----