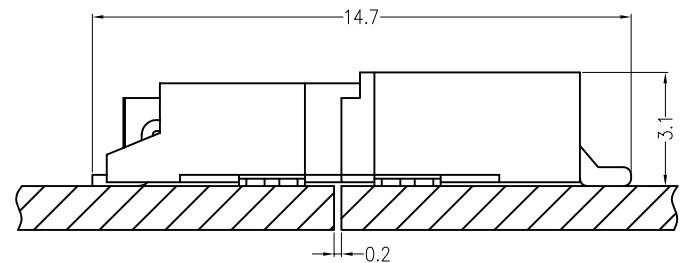
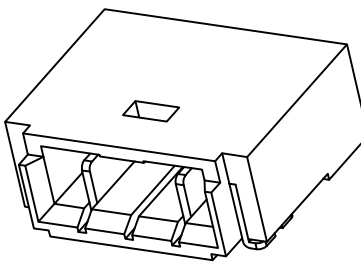
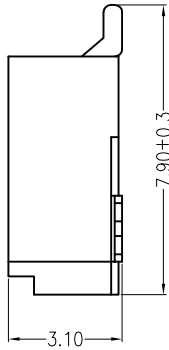
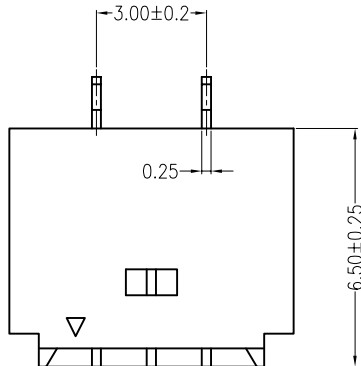


A B C D E F

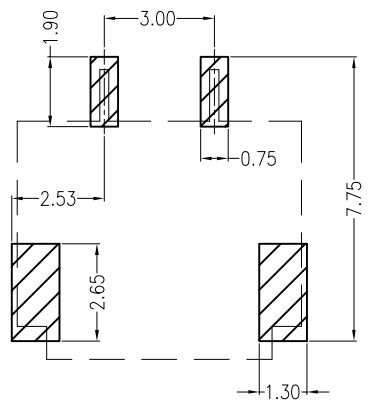
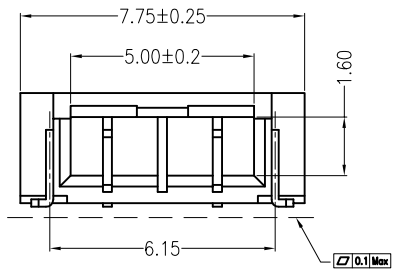
| REV | DESCRIPTION | DESIGN | DATE |
|-----|-------------|--------|------------|
| A0 | Release | 吴丹平 | 2015.07.15 |



Assembly Layout

主要技术参数 Main Specifications

- 线数 (Poles): 02P
- 接触电阻 (Contact resistance): $\leq 20m\Omega$
- 绝缘电阻 (Insulation resistance): $\geq 1000M\Omega$
- 额定电压 (Rated voltage): 150 V AC DC
- 额定电流 (Rated current): 1.0A AC DC
- 耐电压 (Withstand Voltage): 1000V AC/minute
- 温度范围 (Temperature Range): $-25^{\circ}C \sim +105^{\circ}C$



Board Layout
General Tolerance: ± 0.05

| ITEM | COMPONENT | Q'TY | MATERIAL | FINISH |
|------|------------|-------|----------------|-----------------------|
| C | Solder Tab | 2 PCS | PhosphorBronze | MATTE Sn-plated |
| B | CONTACT | 2 PCS | PhosphorBronze | MATTE Sn-plated |
| A | PEDESTAL | 1 PCS | LCP | UL 94V-0, COLOR:BEIGE |

| | | | | |
|--------------------------------------|--------|--|--|-------|
| NINGBO KLS ELECTRONIC CO.,LTD | | | TITLE: - 3.0mmPITCH 90°WAFER SMT TYPE | |
| X.±0.5 | X.±5° | USE: CUSTOMER APPD: 邵敬和 CHKD: 田峰 | PART NO.: L-KLS2-L95B-02 | |
| .X±0.3 | .X±2° | | DWG NO.: | |
| .XX±0.25 | .XX±1° | DR: 吴丹平 | SCALE | SHEET |
| -- | -- | | 1 : 1 | 1 / 1 |

A B C D E F

1

2

3

4

5

1

2

3

4

5