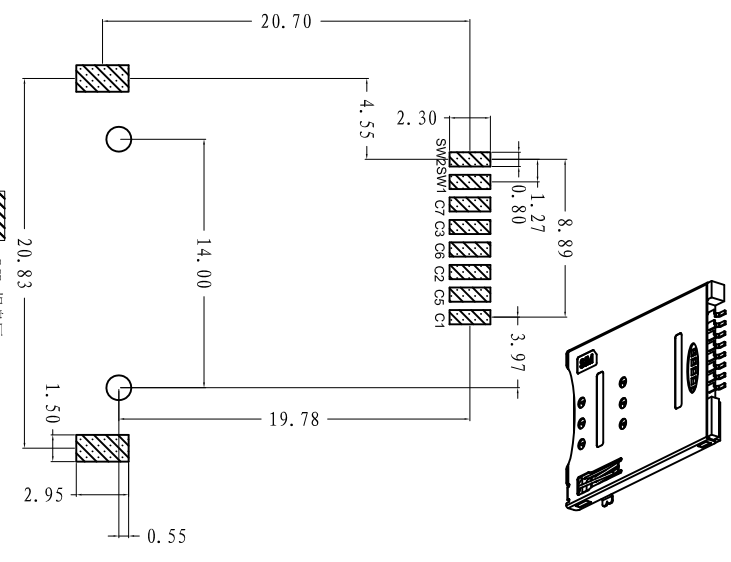
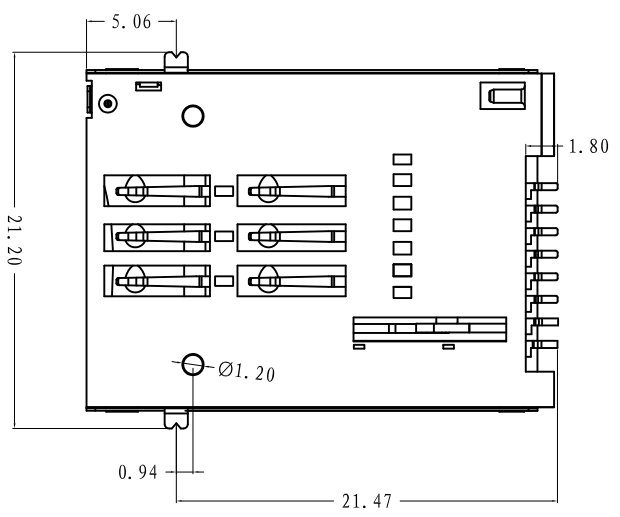
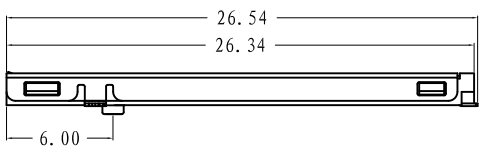
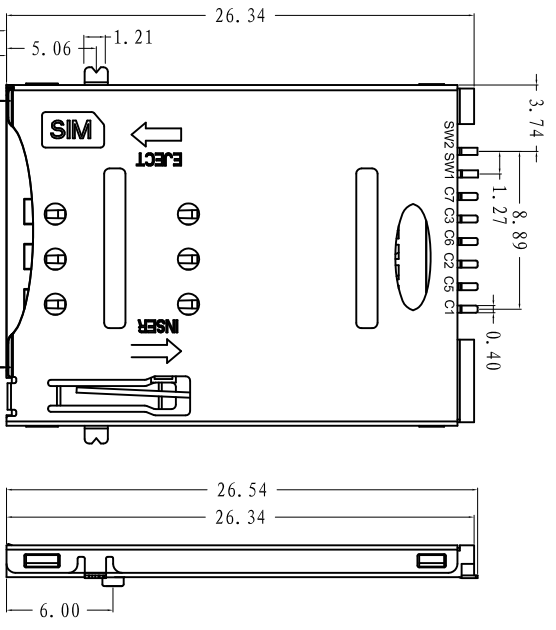
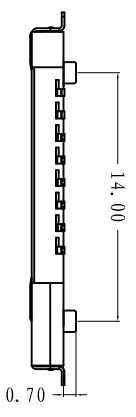
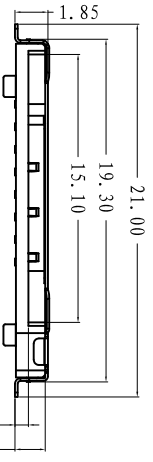


* 所有原材料材质, 生产制程, 电镀必须符合ROHS要求



PCB 焊盘区
RECOMMENDED PCB LAYOUT
GENERAL TOLERANCE ±0.05

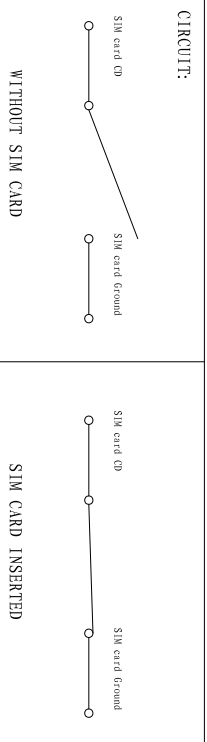


1.SPECIFICATIONS
INSULATION RESISTANCE: 500M min.AT DC 500V DC
WITHSTANDING VOLTAGE: 250V ACrms FOR 1 MINUTE
CONTACT RESISTANCE: 100M max. AT 10mA/20mv max
CURRENT RATING: 0.5A
VOLTAGE RATING: 5V
OPERATING TEMP RANGE:-55 C+85 C
MATING CYCLES: 5000 INSERTIONS

2.MATERIAL:
INSULATOR: H-TEMPERATURE PLASTIC:UL 94V-0,
COLOR BLACK
TERMINAL: COPPER ALLOY T=0.15mm
SHELL: STAINLESS STEEL T=0.15mm

3.FINISH:
TERMINAL:50μm NICKEL UNDERPLATED ON ALLOYER,GOLD PLATING
ON CONTACT AREA, 80μm TIN ON SOLDER TAIL.
SHELL:50μm NICKEL UNDERPLATED ON ALLOYER, GOLD FLASH ON SOLDER
PATCH

PIN#	Name
C1	VCC 电压
C2	RST 重置
C3	CLK 时钟
C5	GND 接地
C6	VPP 电压
C7	I/O 输入输出



NINGBO KLS ELECTRONIC CO.,LTD

PRODUCT NAME : SIM PUSH 6P+2P有柱
DRAWING: COCO
DATE: 2012/05/10

UNLESS OTHERWISE SPECIFIABLE
DIMENSION TOLERANCE
DIMENSION TOLERANCE
X.X: ± 0.25
X.XX: ± 0.10
X.XXX: ± 0.05
ANGULAR: ± 1°

PRODUCT NO : L-KLS1-SIM-030-6P-1-R
CHECK: JANY
DATE: 2012/05/10
DRAWING NO :
APPROVED: JEFF
DATE: 2012/05/10

SCALE: 1:1
DWG ID: P D
REV.: A
PAGE: 1 OF 1

REVISION NO.	EGR NO.	DESCRIPTION	MARK	DATE
1				
2				
3				
4				
5				
6				