



MBR640F~MBR6200F

SCHOTTKY BARRIER RECTIFIERS

VOLTAGE 40 to 200 Volt **CURRENT** 6 Ampere

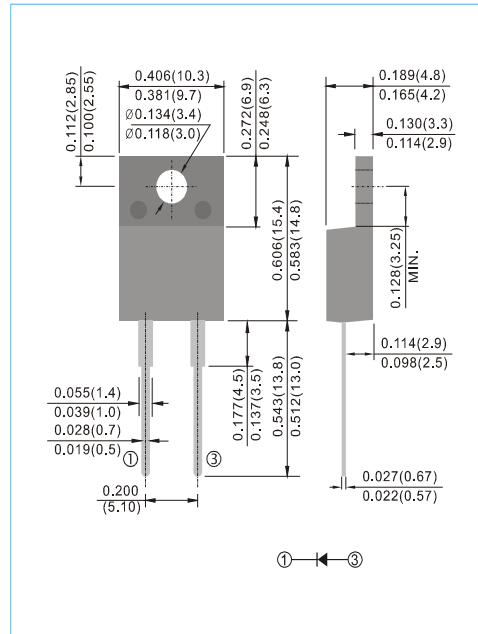
FEATURES

- Plastic package has Underwriters Laboratory Flammability Classification 94V-O utilizing Flame Retardant Epoxy Molding Compound.
- Low power loss, high efficiency.
- Low forward voltage, high current capability
- High surge capacity.
- For use in low voltage,high frequency inverters free wheeling , and polarity protection applications.
- Lead free in compliance with EU RoHS 2011/65/EU directive
- Green molding compound as per IEC61249 Std. . (Halogen Free)

MECHANICAL DATA

- Case: ITO-220AC full molded plastic package
- Terminals: Lead solderable per MIL-STD-750, Method 2026
- Polarity: As marked.
- Weight: 0.055 ounces, 1.56 grams.

ITO-220AC Unit : inch(mm)



MAXIMUM RATINGS AND ELECTRICAL CHARACTERISTICS

Ratings at 25°C ambient temperature unless otherwise specified. Resistive or inductive load.

PARAMETER	SYMBOL	MBR640F	MBR645F	MBR650F	MBR660F	MBR680F	MBR690F	MBR6100F	MBR6150F	MBR6200F	UNITS	
Maximum Recurrent Peak Reverse Voltage	V_{RRM}	40	45	50	60	80	90	100	150	200	V	
Maximum RMS Voltage	V_{RMS}	28	31.5	35	42	56	63	70	105	140	V	
Maximum DC Blocking Voltage	V_{DC}	40	45	50	60	80	90	100	150	200	V	
Maximum Average Forward Current	$I_{F(AV)}$	6									A	
Peak Forward Surge Current : 8.3ms single half sine-wave superimposed on rated load	I_{FSM}	75									A	
Maximum Forward Voltage at 6A per leg	V_F	0.7		0.75		0.8		0.9			V	
Maximum DC Reverse Current at Rated DC Blocking Voltage $T_J=25^{\circ}C$ $T_J=100^{\circ}C$	I_R	0.05 20									mA	
Typical Thermal Resistance	$R_{\theta JC}$	3									$^{\circ}C / W$	
Operating Junction and Storage Temperature Range	T_J, T_{STG}	-55 to +150								-65 to +175		$^{\circ}C$

NOTES : Both Bonding and Chip structure are available.



MBR640F~MBR6200F

RATING AND CHARACTERISTIC CURVES

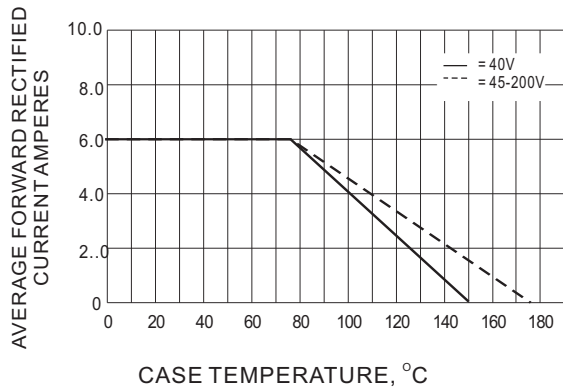


Fig. 1- FORWARD CURRENT DERATING CURVE

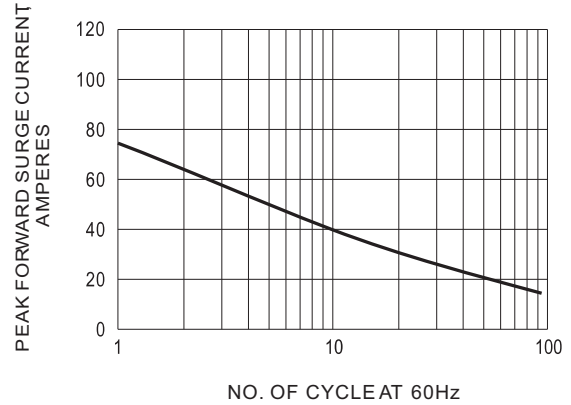


Fig. 2- MAXIMUM NON - REPETITIVE SURGE CURRENT

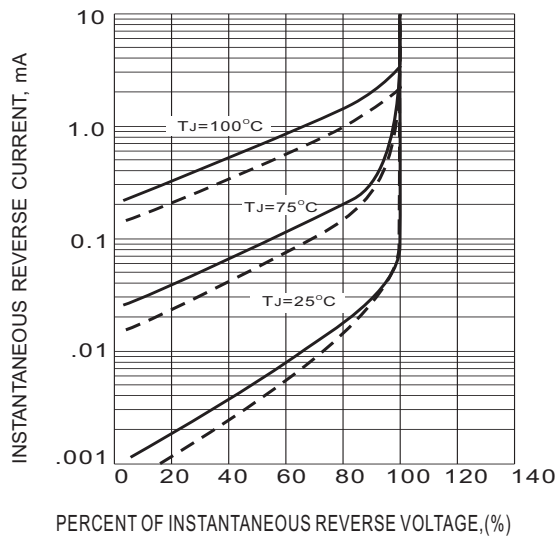


Fig. 3- TYPICAL REVERSE CHARACTERISTIC

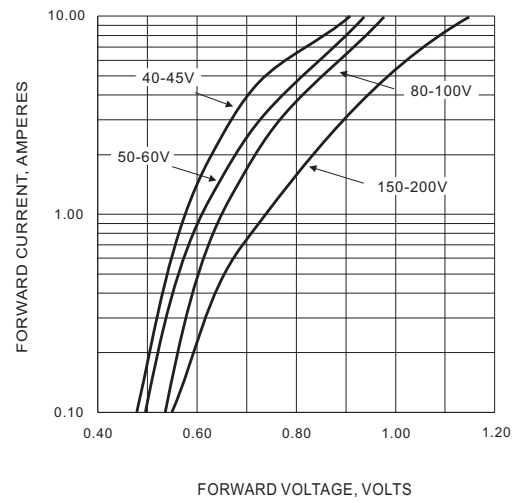


Fig. 4- TYPICAL INSTANTANEOUS FORWARD CHARACTERISTIC



MBR640F~MBR6200F

Part No_packing code_Version

MBR640F_T0_00001

For example :

RB500V-40_R2_00001



Packing Code XX				Version Code XXXXX		
Packing type	1 st Code	Packing size code	2 nd Code	HF or RoHS	1 st Code	2 nd ~5 th Code
Tape and Ammunition Box (T/B)	A	N/A	0	HF	0	serial number
Tape and Reel (T/R)	R	7"	1	RoHS	1	serial number
Bulk Packing (B/P)	B	13"	2			
Tube Packing (T/P)	T	26mm	X			
Tape and Reel (Right Oriented) (TRR)	S	52mm	Y			
Tape and Reel (Left Oriented) (TRL)	L	PANASERT T/B CATHODE UP (PBCU)	U			
FORMING	F	PANASERT T/B CATHODE DOWN (PBCD)	D			



MBR640F~MBR6200F

Disclaimer

- Reproducing and modifying information of the document is prohibited without permission from Panjit International Inc..
- Panjit International Inc. reserves the rights to make changes of the content herein the document anytime without notification. Please refer to our website for the latest document.
- Panjit International Inc. disclaims any and all liability arising out of the application or use of any product including damages incidentally and consequentially occurred.
- Panjit International Inc. does not assume any and all implied warranties, including warranties of fitness for particular purpose, non-infringement and merchantability.
- Applications shown on the herein document are examples of standard use and operation. Customers are responsible in comprehending the suitable use in particular applications. Panjit International Inc. makes no representation or warranty that such applications will be suitable for the specified use without further testing or modification.
- The products shown herein are not designed and authorized for equipments requiring high level of reliability or relating to human life and for any applications concerning life-saving or life-sustaining, such as medical instruments, transportation equipment, aerospace machinery et cetera. Customers using or selling these products for use in such applications do so at their own risk and agree to fully indemnify Panjit International Inc. for any damages resulting from such improper use or sale.
- Since Panjit uses lot number as the tracking base, please provide the lot number for tracking when complaining.