



BD10H150CS \ MBR10H150CT \ MBR10H150FCT \ MBR10H150DC SERIES

ULTRA LOW IR SCHOTTKY BARRIER RECTIFIERS

Voltage 150 V **Current** 10 A

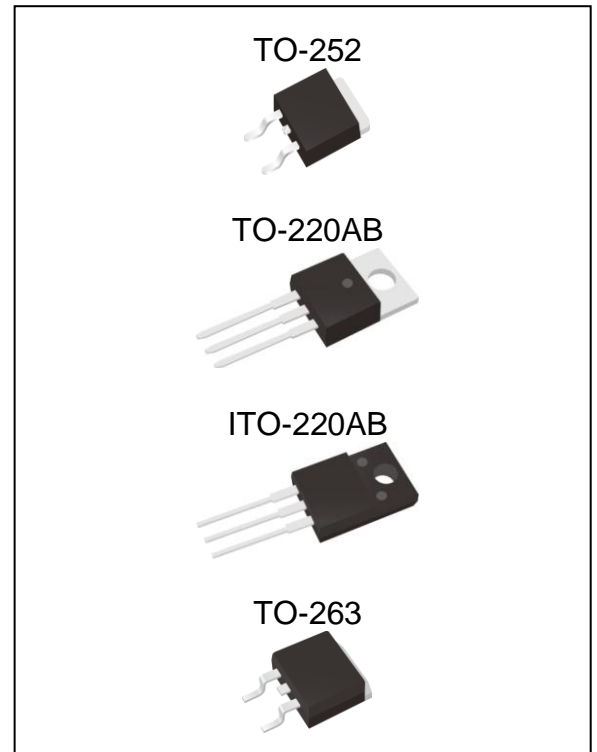
Features

- Plastic package has Underwriters Laboratory Flammability Classification 94V-O. Flame Retardant Epoxy Molding Compound.
- Low power loss, high efficiency.
- High current capability
- High junction temperature capability
- Lead free in compliance with EU RoHS 2011/65/EU directive
- Green molding compound as per IEC61249 Std. .(Halogen Free)

Mechanical Data

- Case: TO-252, TO-220AB, ITO-220AB, TO-263 package
- Terminals: solder plated, solderable per MIL-STD-750, Method 2026
- TO-252 Weight: 0.0104 ounces, 0.297 grams
- TO-220AB Weight: 0.067 ounces, 1.89 grams.
- ITO-220AB Weight: 0.056 ounces, 1.6 grams.
- TO-263 Weight: 0.051 ounces, 1.46 grams.
- Marking: Part number

	150V
TO-252	BD10H150CS
TO-220AB	MBR10H150CT
ITO-220AB	MBR10H150FCT
TO-263	MBR10H150DC



Maximum Ratings And Electrical Characteristics (T_A=25 °C unless otherwise noted)

PARAMETER		SYMBOL	150V	UNIT
Maximum repetitive peak reverse voltage		V _{RRM}	150	V
Maximum rms voltage		V _{RMS}	105	V
Maximum dc blocking voltage		V _R	150	V
Maximum average forward rectified current	per device	I _{F(AV)}	10	A
	per diode		5	
Peak forward surge current : 8.3ms single half sine-wave superimposed on rated load per diode		I _{FSM}	120	A
Maximum forward voltage at 5A per diode		V _F	0.85	V
Maximum dc reverse current at rated dc blocking voltage	T _J =25 °C	I _R	0.5	μA
	T _J =125 °C		1	mA
Typical thermal resistance	TO-252 (Note 1)	R _{θJC}	6	°C/W
	TO-220AB(Note 1)		3	
	TO-263(Note 1)		3	
	ITO-220AB(Note 1)		7	
Operating junction temperature range		T _J	-55 to +175	°C
Storage temperature range		T _{STG}	-55 to +175	°C

Note : 1. Device mounted on a infinite heatsink, then measured the center of the marking side.



BD10H150CS \ MBR10H150CT \ MBR10H150FCT \ MBR10H150DC SERIES

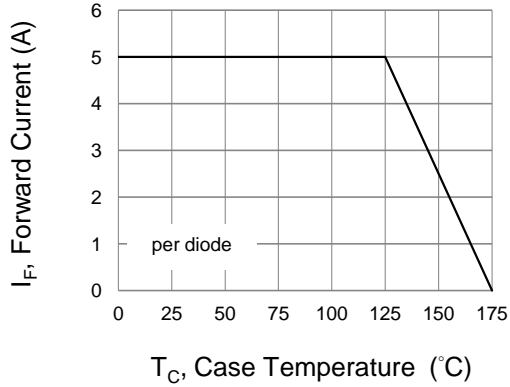


Fig.1 Forward Current Derating Curve

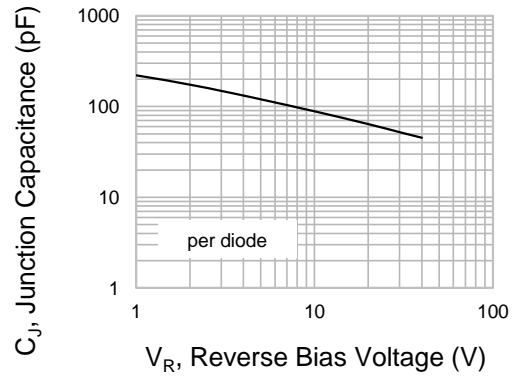


Fig.2 Typical Junction Capacitance

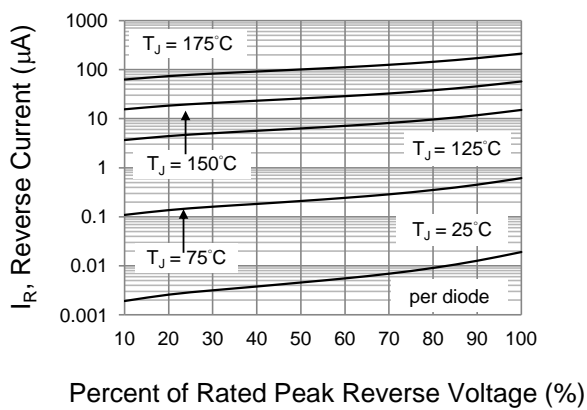


Fig.3 Typical Reverse Characteristics

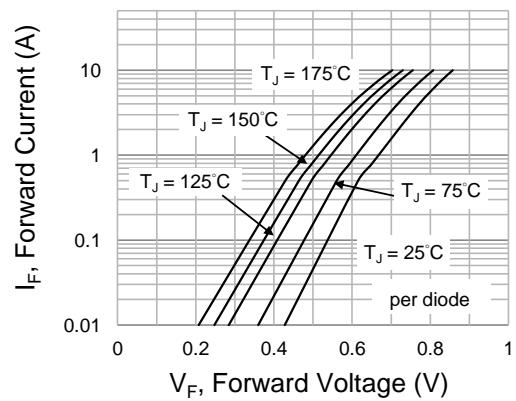


Fig.4 Typical Forward Characteristics

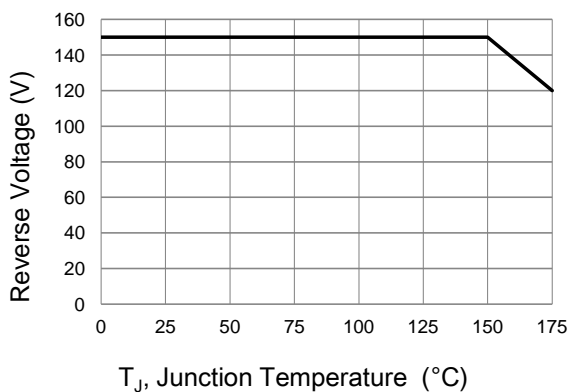
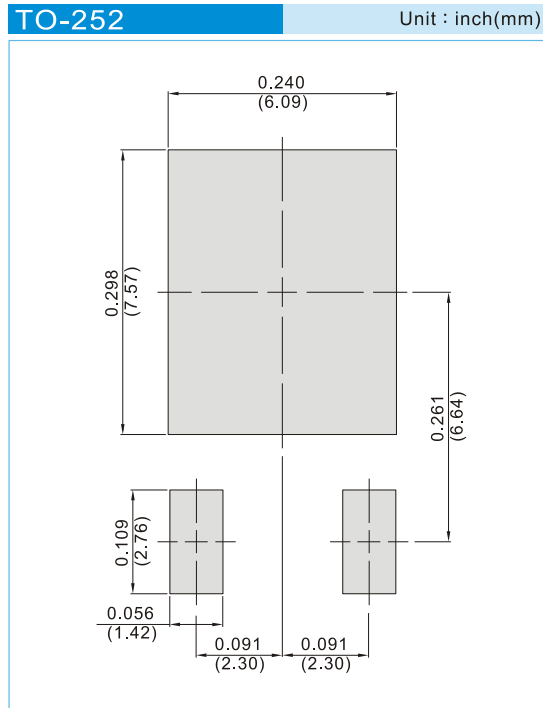


Fig.5 Operating Temperature Derating Curve



BD10H150CS \ MBR10H150CT \ MBR10H150FCT \ MBR10H150DC SERIES

MOUNTING PAD LAYOUT



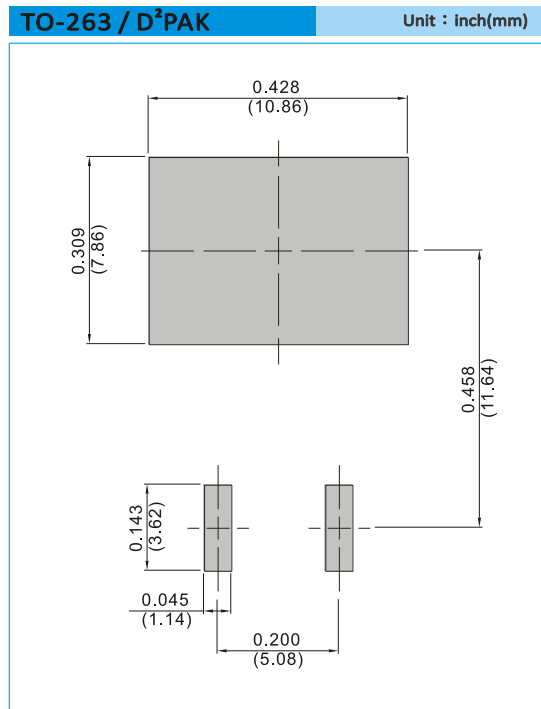
ORDER INFORMATION

- Packing information
T/R - 3K per 13" plastic Reel



BD10H150CS \ MBR10H150CT \ MBR10H150FCT \ MBR10H150DC SERIES

MOUNTING PAD LAYOUT



ORDER INFORMATION

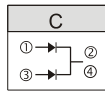
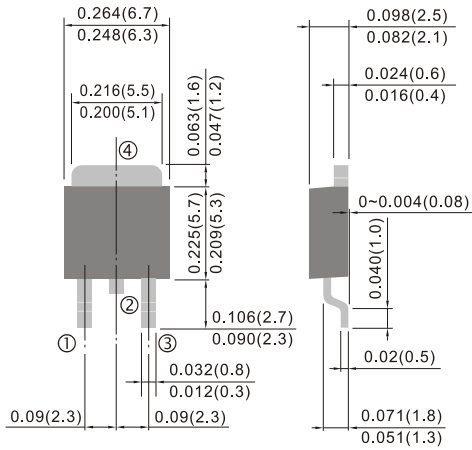
- Packing information
T/R – 0.8K per 13" plastic Reel



BD10H150CS \ MBR10H150CT \ MBR10H150FCT \ MBR10H150DC SERIES

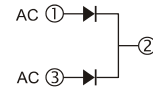
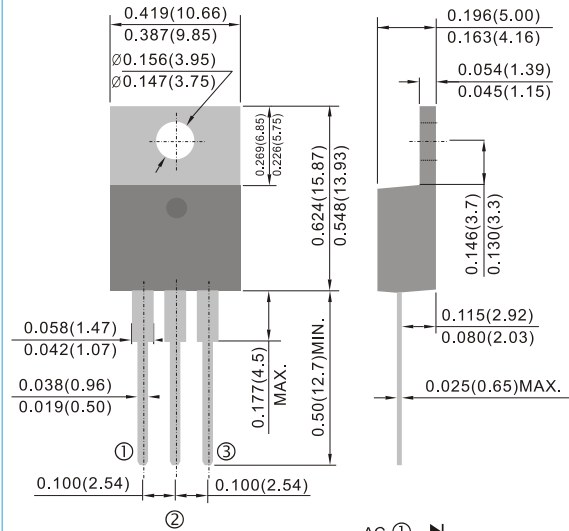
TO-252

Unit : inch(mm)



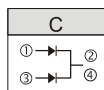
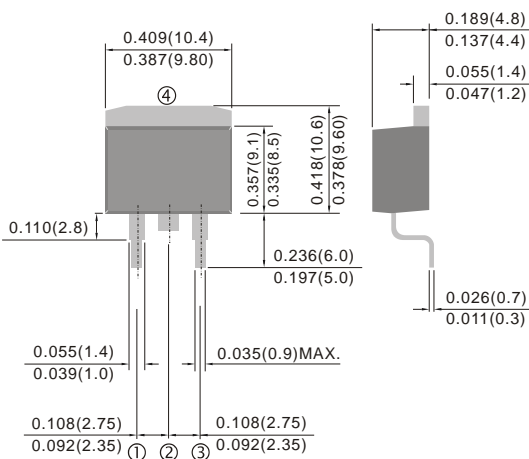
TO-220AB

Unit : inch(mm)



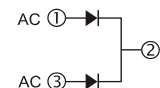
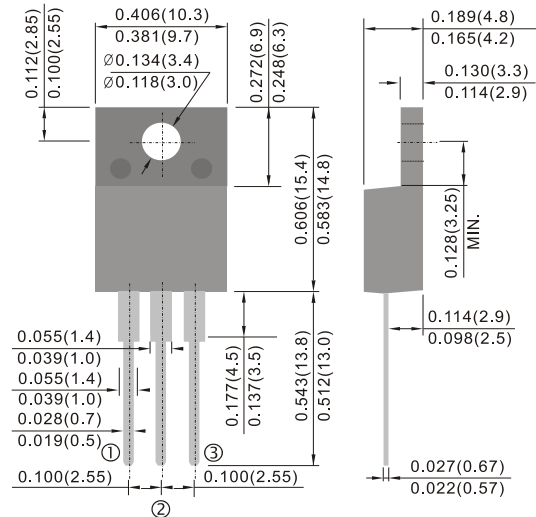
TO-263 / D²PAK

Unit : inch(mm)



ITO-220AB

Unit : inch(mm)





BD10H150CS \ MBR10H150CT \ MBR10H150FCT \ MBR10H150DC SERIES

Part No_packing code_Version

BD10H150CS_L2_00001

BD10H150CS_S2_00001

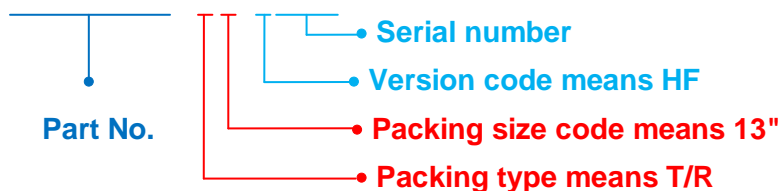
MBR10H150CT_T0_00001

MBR10H150DC_R2_00001

MBR10H150FCT_T0_00001

For example :

RB500V-40_R2_00001



Packing Code XX				Version Code XXXXX		
Packing type	1 st Code	Packing size code	2 nd Code	HF or RoHS	1 st Code	2 nd ~5 th Code
Tape and Ammunition Box (T/B)	A	N/A	0	HF	0	serial number
Tape and Reel (T/R)	R	7"	1	RoHS	1	serial number
Bulk Packing (B/P)	B	13"	2			
Tube Packing (T/P)	T	26mm	X			
Tape and Reel (Right Oriented) (TRR)	S	52mm	Y			
Tape and Reel (Left Oriented) (TRL)	L	PANASERT T/B CATHODE UP (PBCU)	U			
FORMING	F	PANASERT T/B CATHODE DOWN (PBCD)	D			



BD10H150CS \ MBR10H150CT \ MBR10H150FCT \ MBR10H150DC SERIES

Disclaimer

- Reproducing and modifying information of the document is prohibited without permission from Panjit International Inc..
- Panjit International Inc. reserves the rights to make changes of the content herein the document anytime without notification. Please refer to our website for the latest document.
- Panjit International Inc. disclaims any and all liability arising out of the application or use of any product including damages incidentally and consequentially occurred.
- Panjit International Inc. does not assume any and all implied warranties, including warranties of fitness for particular purpose, non-infringement and merchantability.
- Applications shown on the herein document are examples of standard use and operation. Customers are responsible in comprehending the suitable use in particular applications. Panjit International Inc. makes no representation or warranty that such applications will be suitable for the specified use without further testing or modification.
- The products shown herein are not designed and authorized for equipments requiring high level of reliability or relating to human life and for any applications concerning life-saving or life-sustaining, such as medical instruments, transportation equipment, aerospace machinery et cetera. Customers using or selling these products for use in such applications do so at their own risk and agree to fully indemnify Panjit International Inc. for any damages resulting from such improper use or sale.
- Since Panjit uses lot number as the tracking base, please provide the lot number for tracking when complaining.