

RoHS Compliant

成品图

SPECIFICATION

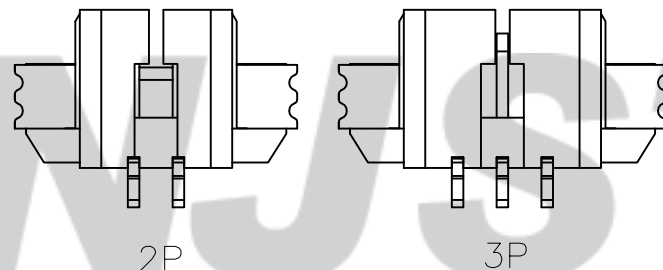
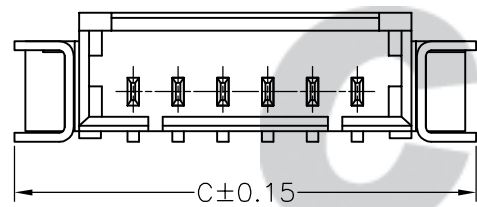
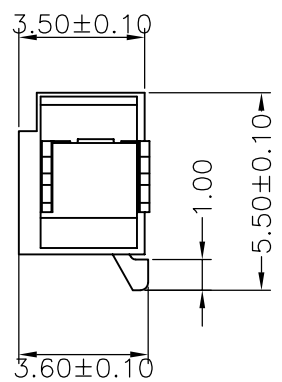
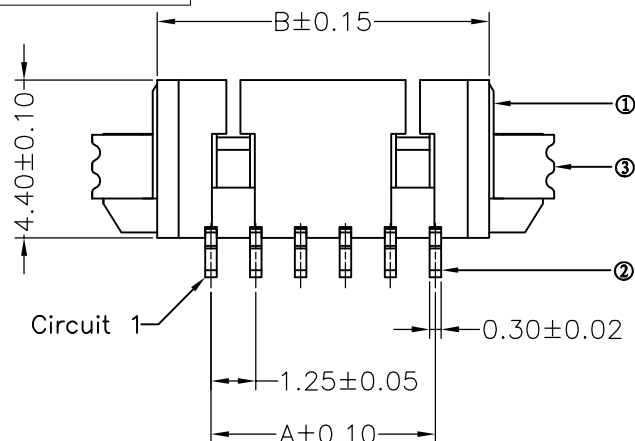
- 1 Contact resistance: $\leq 20m\Omega$
- 2 Insulation resistance: $\geq 100M\Omega$
- 3 Rated voltage: 125 V AC DC
- 4 Rated current: 1.0 A AC DC
- 5 Withstand Voltage: 250V AC/minute
- 6 Temperature Range: $-25^{\circ}C \sim +85^{\circ}C$

ORDER INFORMATION:

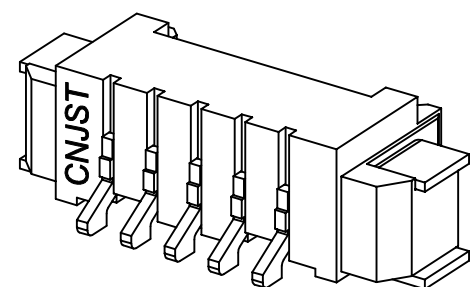
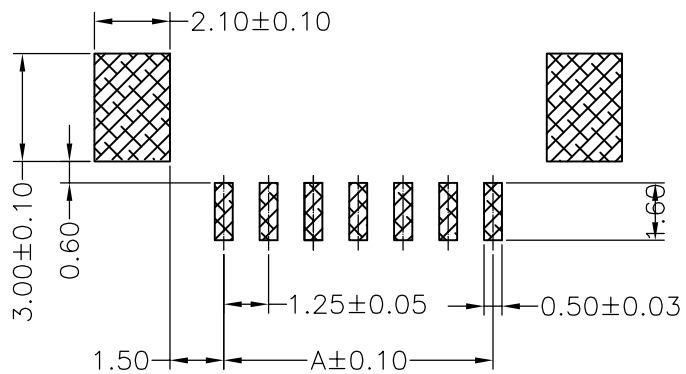
A1251AWR--F2MA-R**

PART No. _____
 No. OF CIRCUITS: _____
 02~16
 PLASTIC MATERIAL: _____
 F2M=LCP

PACKAGING:
 R=REEL
 G=TUBE
 PLATING:
 A=Tin-plated



Circuit	Dimensions (mm)		
	A	B	C
02	1.25	4.25	7.75
03	2.50	5.50	9.00
04	3.75	6.75	10.25
05	5.00	8.00	11.50
06	6.25	9.25	12.75
07	7.50	10.50	14.00
08	8.75	11.75	15.25
09	10.00	13.00	16.50
10	11.25	14.25	17.75
11	12.50	15.50	19.00
12	13.75	16.75	20.25
13	15.00	18.00	21.50
14	16.25	19.25	22.75
15	17.50	20.50	24.00
16	18.75	21.75	25.25



SUGGESTED PCB LAYOUT
(COMPONENT SIDE)

专利产品

B/0	2016.05.04	NEW RELEASE	
REV.	DATE	DESCRIPTION	APPD.

③	Solder Tab	2	Phosphor Bronze	Tin-plated
②	Contacts	2~16	Phosphor Bronze	Tin-plated
①	Insulator	1	LCP (UL94V-0)	Nature
NO.	DESCRIPTION	QTY	MATERIAL	PLATING/COLOR

Tolerance	Model Name: 1.25mm PITCH 90° WAFER SMT TYEP
X.X ±0.30	Model No: A1251AWR-**-F2MA-R
X.XX ±0.20	
X.XXX ±0.10	
Angle ±3.0°	

UNIT: mm

CNJST 浙江捷仕泰电子有限公司
 ZHEJIANG JIESHITAI ELECTRONIC CO., LTD

Model Name: 1.25mm PITCH 90° WAFER SMT TYEP
 Model No: A1251AWR-**-F2MA-R

SCALE: FULL REVISION: B/0

Drawn: 蔡忠忠 2016.05.04
Checked: 林旭芝
Approved: 刘祚杰
DWG NO. CNJST/GCCP-0024