

Disclaimer

The product information in this catalogue is for reference purposes. Please consult for the most up to date and accurate design information.

Piher Sensors & Controls S.A., its affiliates, agents, and employees, and all persons acting on its or their behalf (collectively, "Piher"), disclaim any and all liability for any errors, inaccuracies or incompleteness contained herein or in any other disclosure relating to any product described herein.

Piher disclaims any and all liability arising out of the use or application of any product described herein or of any information provided herein to the maximum extent permitted by law. The product specifications do not expand or otherwise modify Piher's terms and conditions of sale, including but not limited to the warranty expressed therein, which apply to these products.

No licence, express or implied, by estoppel or otherwise, to any intellectual property rights is granted by this document or by any conduct of Piher.

The products shown herein are not designed for use in medical, life-saving, or life-sustaining applications unless otherwise expressly indicated. Customers using or selling Piher products not expressly indicated for use in such applications do so entirely at their own risk and agree to fully indemnify Piher for any damages arising or resulting from such use or sale. Please contact authorised Piher personnel to obtain written terms and conditions regarding products designed for such applications.

Product names and markings noted herein may be trademarks of their respective owners.

Information contained in and/or attached to this catalogue may be subject to export control regulations of the European Community, USA, or other countries. Each recipient of this document is responsible to ensure that usage and/or transfer of any information contained in this document complies with all relevant export control regulations. If you are in any doubt about the export control restrictions that apply to this information, please contact the sender immediately. For any Piher Exports, Note: All products / technologies are EAR99 Classified commodities. Exports from the United States are in accordance with the Export Administration Regulations. Diversion contrary to US law is prohibited.


All Piher products can be adapted to meet customer's requirements.
Please always use the latest updated datasheets published at our website www.piher.net.



PIHER

Z-15

15mm rotary sensor for demanding applications



Z-15

Targeted for Powertrain and other Critical applications, the Z-15 has been specifically designed to be integrated within the existing final application (throttle body, air-intake valve...) to avoid the duplication of costs associated with the standard "bolt-on" alternatives that prevail in the marketplace.

Moreover, because of the cost effectiveness of the Z-15 solution, TRUE redundancy can be achieved employing two or more ganged Z-15's.

Op. Temp. Range: -40°C to +120°C

Electrical Angle: 110°



Z-15 15mm Position Sensor

FEATURES

- Long Life
- Conceived and designed for customisation
- SMD or Through-hole Mount
- Endless Rotation (360°)
- Functional Electrical Angle: 90°
- Working Temperature Range (-40°C to +120°C)
- Low Profile (4.4 mm)
- Linearity ± 3% (standard)
- Embossed Tape or Bulk packaging
- Shaft insertable from both sides
- Polarised "T" rotor (European Home Appliance standard)
- All PT/ PTC 15 shafts compatible
- IP54 protection according to IEC 60529

TYPICAL APPLICATIONS

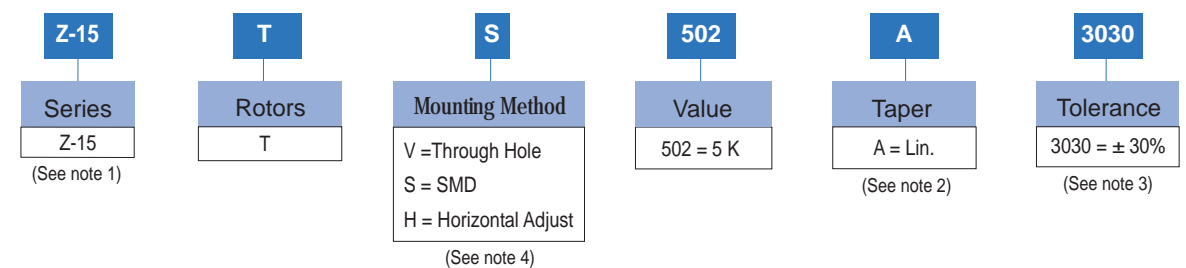
- The Z15 series offers an SMD and Through Hole mount solution for the majority of **Position/Rotary Sensor** and **multi-purpose Control** applications such as:
- Automotive HVAC, seat, rear-view mirror actuator feedback sensors and HVAC Controls
 - Temperature control for boilers, wall heaters, showers, radiators, conventional and microwave ovens, freezers...
 - Timer & function/programme select for washing Machines, dishwashers and all white goods in general.
 - Size and position detectors

STANDARD SPECIFICATIONS

| | |
|--------------------------|------------------------|
| Resistance values*: | 5k |
| Tolerance: | ± 30% |
| Nominal Power: | 0.15 W @ 50°C |
| Linearity (absolute): | ± 3% |
| Taper: | Linear |
| Mechanical Life*: | up to 2M cycles |
| Temperature Range: | -40°C to +120°C |
| Mechanical Angle: | 360° |
| Electrical Angle*: | 110° ± 10° |
| Rotational Torque: | ≤ 20 mN.m |
| Max. Voltage: | 250 VDC |

*Please, kindly provide your working conditions so the desired mechanical life can be confirmed for that application.

HOW TO ORDER

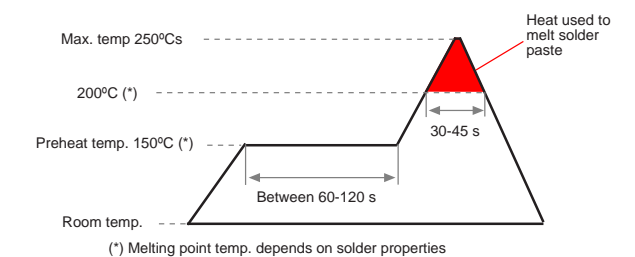


NOTES:

- (1) A wide variety of custom substrates available
 - (2) Availability of a wide range of customised tapers and step curves
 - (3) Optional precision laser-trimmed voltage divider calibration
 - (4) Horizontal adjust versions will be studied case by case
- Rotor colour: black. Shafts are not available mounted to the potentiometer and should be ordered separately

NOTE: The information contained here should be used for reference purposes only.

RoHS RECOMMENDED REFLOW PROFILE



The recommended reflow profile is provided as a guideline. Optimal profile may differ due to oven type, assembly layout or other design or process variables. Customers should verify actual device performance in their specific application and reflow process. Please contact Piher if you require additional support.