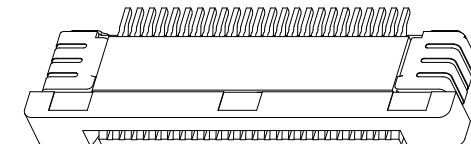


Recommended P.C.B. Layout

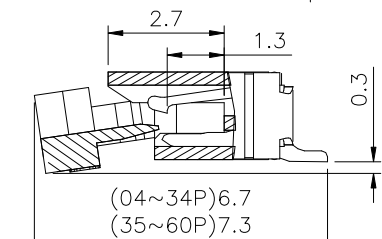
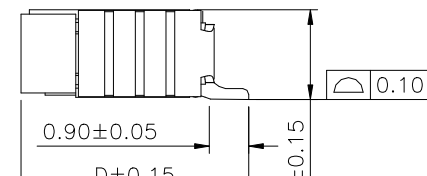
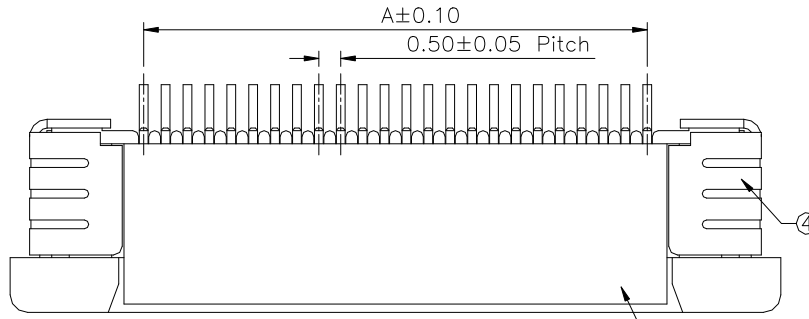
Accommodated FFC/FPC

**SPECIFICATION**  
**1.General Characteristics**  
 0.5mm FPC XXP SMT 90° ZIF Upper Contact  
 Tape & Reel 2000 PCS/Reel  
**2.Material&Finish**  
 ① Insulator:LCP(UL94V-0),Nature  
 ② Terminal:Phosphor Bronze,Tin Plated  
 ③ Slider:LCP(UL94V-0),Black  
 ④ Latch:Brass,Tin Plated  
**3.Electrical Characteristics**  
 Voltage Rating:50V AC/DC  
 Contact Resistance:30 Milliohms Max.  
 Insulation Resistance:500 Megaohms Min.  
**4.Environmental Characteristics**  
 Temperature Range:-25°C~+85°C  
**5.RoHS Compliant**



FPV XX W Z A - R2K - H  
 (1) (2) (3) (4) (5) (6) (7)

- (1) FPV:0.5mm FPC/FFC
- (2) XX:No. Of Position
- (3) W:SMT Right Angle
- (4) Z:ZIF Type
- (5) A:Upper Contact
- (6) R2K:Tape & Reel 2000 PCS/Reel
- (7) H:RoHS Compliant



Section A-A

Pin	A	B	C	D	Pin	A	B	C	D	
*4	1.50	2.56	7.60	5.20	33	16.00	17.06	22.10	5.75	
5	2.00	3.06	8.10		*34	16.50	17.56	22.60		
*6	2.50	3.56	8.60		35	17.00	18.06	23.10		
7	3.00	4.06	9.10		*36	17.50	18.56	23.60		
*8	3.50	4.56	9.60		37	18.00	19.06	24.10		
9	4.00	5.06	10.10		38	18.50	19.56	24.60		
*10	4.50	5.56	10.60		39	19.00	20.06	25.10		
11	5.00	6.06	11.10		*40	19.50	20.56	25.60		
*12	5.50	6.56	11.60		41	20.00	21.06	26.10		
*13	6.00	7.06	12.10		42	20.50	21.56	26.60		
*14	6.50	7.56	12.60		43	21.00	22.06	27.10		
15	7.00	8.06	13.10		44	21.50	22.56	27.60		
*16	7.50	8.56	13.60		45	22.00	23.06	28.10		
17	8.00	9.06	14.10		46	22.50	23.56	28.60		
*18	8.50	9.56	14.60		47	23.00	24.06	29.10		
19	9.00	10.06	15.10		48	23.50	24.56	29.60		
*20	9.50	10.56	15.60		49	24.00	25.06	30.10		
21	10.00	11.06	16.10		*50	24.50	25.56	30.60		
*22	10.50	11.56	16.60		51	25.00	26.06	31.10		
23	11.00	12.06	17.10		52	25.50	26.56	31.60		
*24	11.50	12.56	17.60		53	26.00	27.06	32.10		
25	12.00	13.06	18.10		*54	26.50	27.56	32.60		
*26	12.50	13.56	18.60		55	27.00	28.06	33.10		
27	13.00	14.06	19.10		56	27.50	28.56	33.60		
*28	13.50	14.56	19.60		57	28.00	29.06	34.10		
29	14.00	15.06	20.10		58	28.50	29.56	34.60		
*30	14.50	15.56	20.60		59	29.00	30.06	35.10		
31	15.00	16.06	21.10		*60	29.50	30.56	35.60		
*32	15.50	16.56	21.60							

The Mark Of "\*" Are Toolled Already



CATEGORY		APPROVED BY		UNLESS OTHERWISE SPECIFIED TOLERANCES ARE X ±0.50 XX ±0.20 XXX ±0.10 XXXX ±0.05 ANG. ±1°
PART No. FPVXXWZA-R2K-H		MEI		
DRAWING No. FPVXXWZA-R2K-H		HZF		
SCALE NONE		CYP		
REV.	A0	UNIT mm	ANG.	

NO.REV.	A0	NEW RELEASE	HZF	10/11/2015
REVISIONS			CHK	DATE