

## SPECIFICATION FOR APPROVAL

CUSTOMER: \_\_\_\_\_

CUSTOMER P. N. : \_\_\_\_\_

MODEL NO. : \_\_\_\_\_

PRODUCT NO. : \_\_\_\_\_

SAMPLE DATE: \_\_\_\_\_

Customer Approval

TESTED BY	CHECKED BY	APPROVED BY

Please return to us one copy of “SPECIFICATION FOR APPROVAL” with you approved signature.

DONE Approval

TESTED BY	CHECKED BY	APPROVED BY

Zhongshan Done Lighting Technology Co.,Ltd.

No.2 of Kanglong 3rd Road Henglan Town Zhongshan Guangdong China Post code528478

TEL:0760-89838399      89838379

FAX:0760-89831157      89838396

E-mail: <mailto:donepower@163.com>

**Product features:**

- ◇Universal input voltage(AC90-264V)
- ◇Full sealed insulation treatment,high thermal conductivity aluminum alloy shell.
- ◇Automatic glue machine, science with glue,waterproof grade can reach more than IP67.
- ◇100% full load burn - in test,the product is more stable and reliable.
- ◇Through the temperature resistance test,can be in the low temperature -40°C normal work,the highest temperature75°C.
- ◇But under the instantaneous 300V AC input up to 5 seconds
- ◇CLong life design warranty for 3years (30000 hours)
- ◇Built in two levels of lightning protection circuit design, 2000V .
- ◇Low cost and high reliability,high efficiency,high power factor  $PF \geq 0.9$  .
- ◇Applied in:Fountain lamp,wall lamp,spotlight and other outdoor lamp.

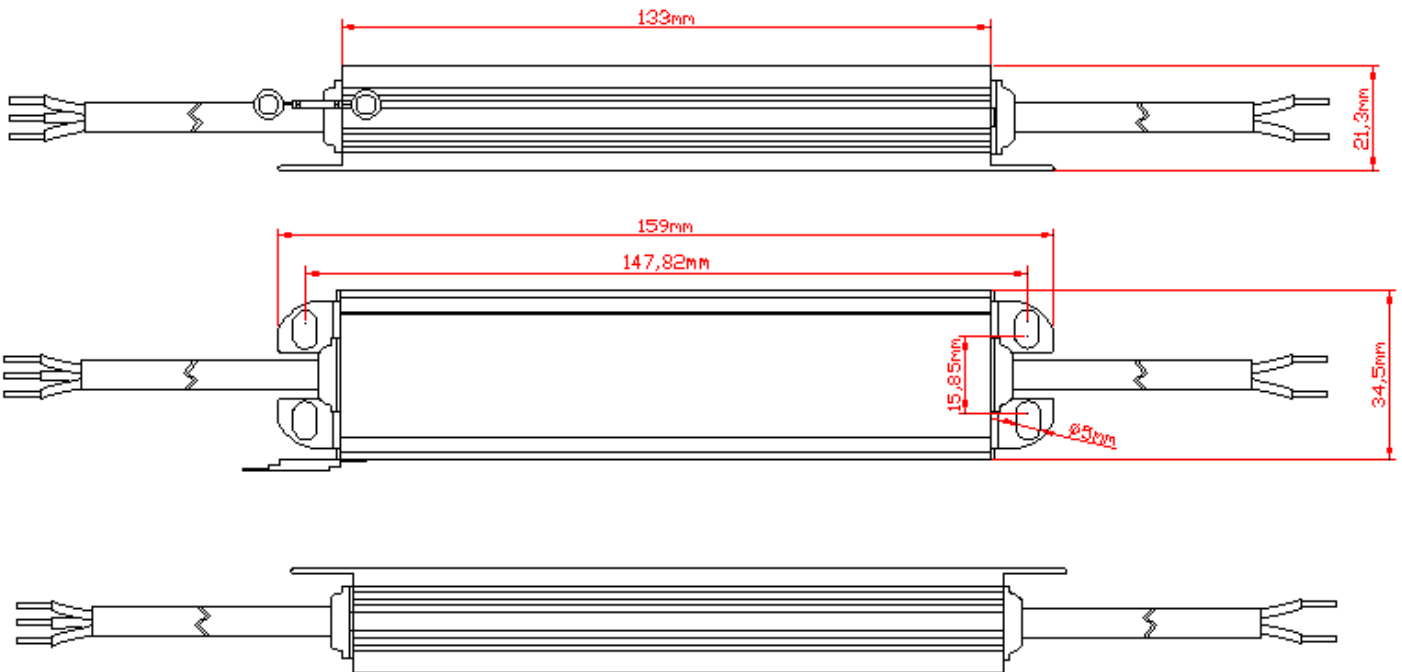
**SPECIFICATION**

MODEL		DL-36W300-MPB
OUTPUT	RATED CURRENT	350mA
	CONSTANT CURRENT REGION Note.4	90-130V
	RATED POWER	36W
	RIPPLE OF THE OUTPUT CURRENT	-----
	CURRENT TOLERANCE	±5%
	LINE REGULATION	±5%
	LOAD REGULATION	±5%
	SETUP, RISE TIME	930ms, 350ns at full load 230VAC /1750ms, 320ns at full load 115VAC,
INPUT	VOLTAGE RANGE Note.5	90 ~ 264VAC
	FREQUENCY RANGE	47 ~ 63Hz
	POWER FACTOR (Typ.)	PF>0.95/115VAC, PF>0.9/230VAC,at full load (Please refer to "Power Factor Characteristic" curve)
	THD	THD<20% (115VAC/230VAC
	EFFICIENCY (Typ.)	89%
	AC CURRENT (Typ.)	0.39A/115VAC 0.195A / 230VAC
	INRUSH CURRENT(max.)	COLD START 50A at 230VAC
	LEAKAGE CURRENT	<0.75mA / 230VAC
PROTECTION	OVER CURRENT (Typ.) Note.4	95 ~ 105% Protection type : Constant current limiting, recovers automatically after fault condition is removed
	SHORT CIRCUIT	Hiccup mode, recovers automatically after fault condition is removed
	OVER VOLTAGE	131 ~ 145V
		Protection type : hiccup or when it is at the highest point of output voltage the product would not be hurted when the fault is excluded or is start working again the power supply is working normally
ENVIRONMENT	WORKING TEMP.	-40 ~ +70°C (Refer to "Derating Curve")
	WORKING HUMIDITY	20 ~ 95% RH non-condensing
	STORAGE TEMP, HUMIDITY	-40 ~ +80°C, 10 ~ 95% RH
	VIBRATION	10 ~ 500Hz, 5G 12min./1cycle, period for 72min. each along X, Y, Z axes
	WITHSTAND VOLTAGE	I/P-O/P:1.5KVAC I/P-FG:1.5KVAC O/P-FG:0.5KVAC

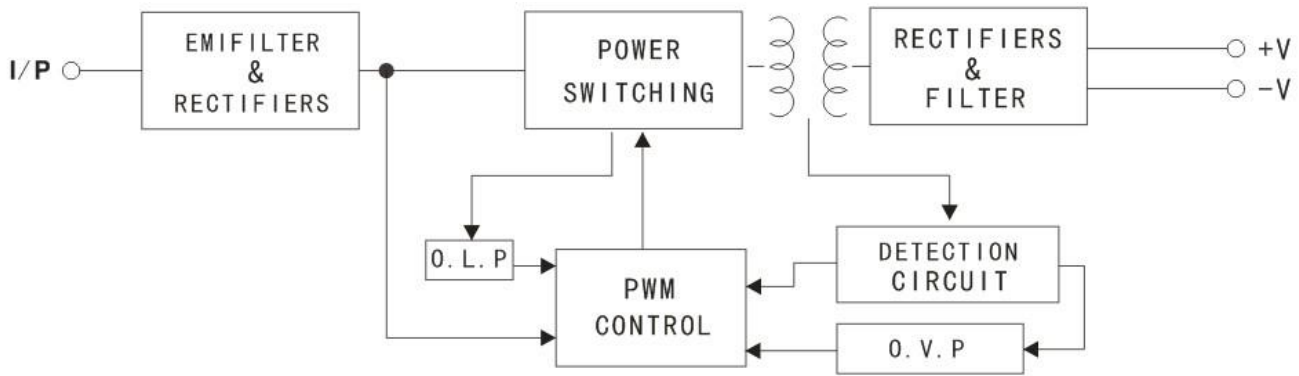
	ISOLATION RESISTANCE	I/P-O/P, I/P-FG, O/P-FG:100M Ohms / 500VDC / 25°C/ 70% RH
	EMC EMISSION	/
	EMC IMMUNITY	Compliance to EN61000-4-2, 3, 4, 5, 6, 8, 11, EN61547, EN55024, light industry level (surge 2KV), criteria A
OTHERS	MTBF	554K hrs min. MIL-HDBK-217F (25°C)
	DIMENSION	159*34.5*21.3mm (L*W*H)
	PACKING	/
NOTE	<p>1. All parameters NOT specially mentioned are measured at 230VAC input, rated load and 25°C of ambient temperature. 所</p> <p>2.</p> <p>3. Tolerance : includes set up tolerance, line regulation and load regulation.</p> <p>4. Constant current operation region is within 50% ~100% rated output voltage. This is the suitable operation region for LED related applications.</p> <p>5. Derating may be needed under low input voltages. Please check the for more details.</p>	

■ Mechanical Specification:

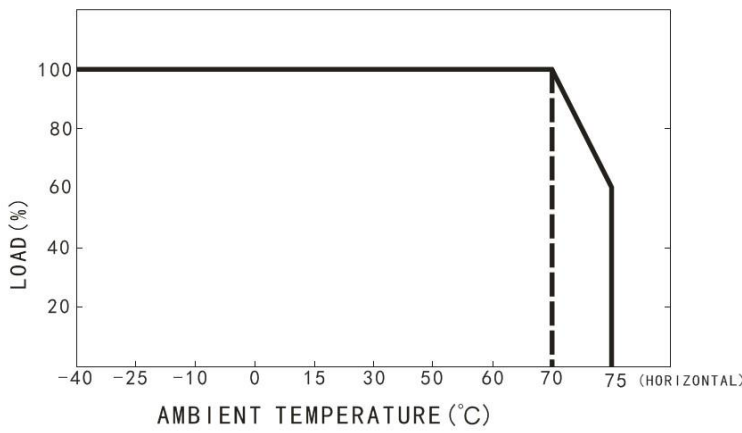
Unit:mm



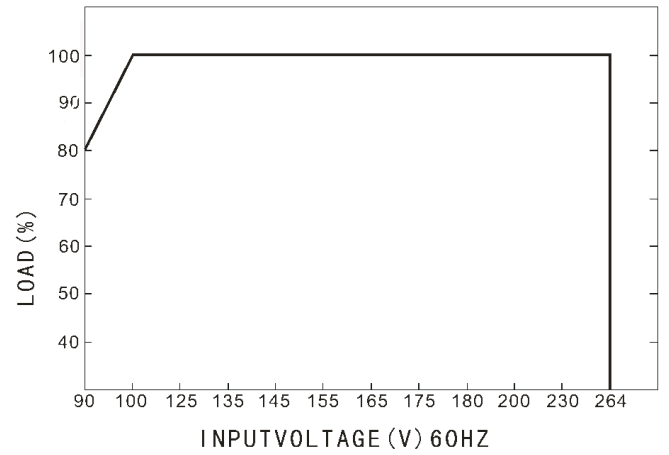
■ Block Diagram



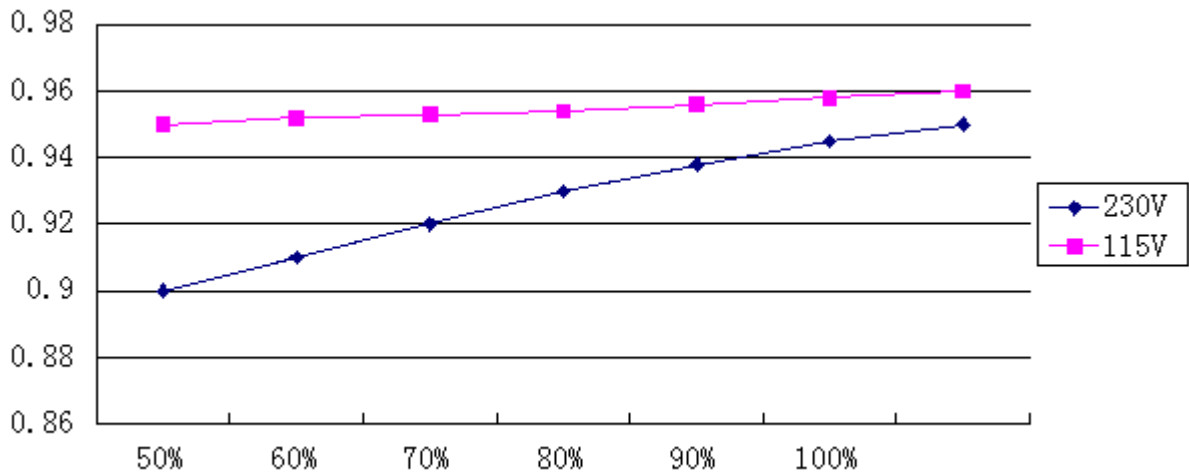
■ Derating Curve



■ Static Characteristics



■ Power Factor Characteristic



PF

■ EFFICIENCY VS LOAD

