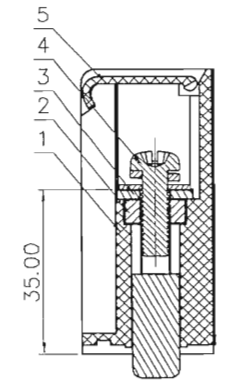
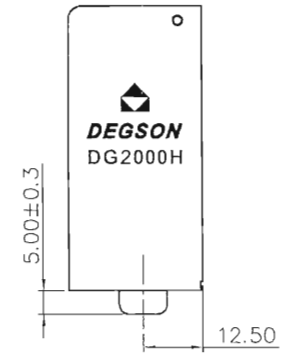
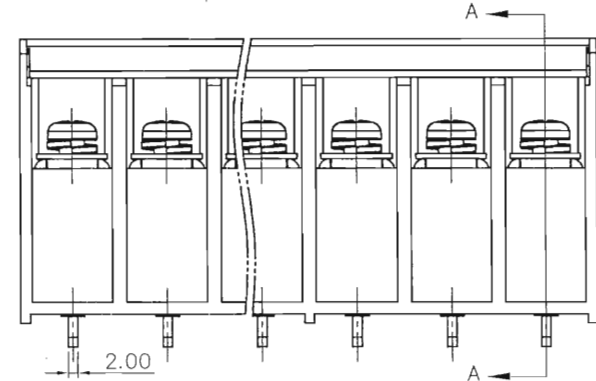
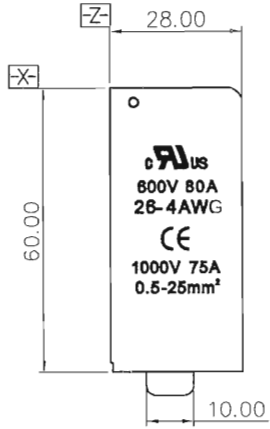
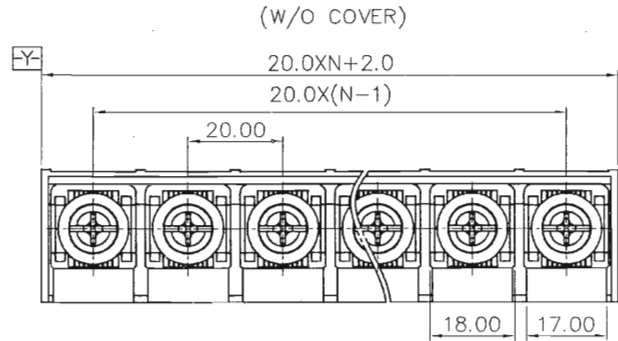
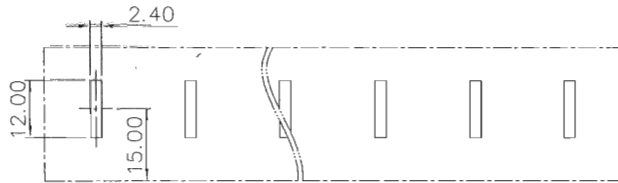


REVISION RECORD				
REV	ECN	DESCRIPTION	DRFT	DATE

文管中心
研发专用
2015.07.04
(仅限内部使用, 对外无)



SEC A-A



P.C.B LAYOUT

- NOTES:
 1. DIMENSION SHALL BE INTERPRETED PER ASME Y14.5-2009.
 2. PITCH: 20.0mm, POLES: N=02-12P
 3. UL: 600V/80A
 4. IEC: 1000V/75A
 5. WITHSTANDING VOLTAGE: AC2200V/1MIN
 6. LOWER LIMIT TEMPERATURE: -40℃
 7. UPPER LIMIT TEMPERATURE: +120℃
 8. WIRE RANGE: 0.5~25MM², 26AWG~4AWG
 9. TORQUE VALUE: M6 2.5N.m/26.0Lb.in.
 10. UNDIMENSIONED TOLERANCES:

PITCH RANGE IN MM		NOMINAL DIMENSION RANGE IN MM						
TO	OVER	TO	OVER	TO	OVER	TO	OVER	
6	6	10	30	60	100	150	150	∩
6	10	24	30	60	100	150	150	□
±0.10	±0.15	±0.25	±0.20	±0.30	±0.50	±0.70	±1.00	0.05/10

ITEM	NAME OF PART	NO. OF PART	Q'TY	MATERIAL	NOTES
5	DG2000H TRANSPARENT COVER	5064C07XXA(H)	1	PC	UL94V-0
4	M6*18 "+" SCREWS	S000007590(H)	XX	STEEL	Ni PLATED
3	DG2000H PIN HEADER	5064B00010(H)	XX	BRASS	Sn PLATED
2	DG2000H M6 NUT	S000007580(H)	XX	STEEL	Ni PLATED
1	DG2000-B HOUSING	5070AYXXA(H)	1	PBT+GF	UL94V-0

DETACHED LISTS	TOLERANCES EXCEPT AS NOTED .X ± .X' ± .XX ± .XX' ± .XXX ± .XXX' ±		MATERIAL: DEGSON 宁波高正电子有限公司 DEGSON ELECTRONICS CO., LTD		
	ANGLES ± 1'		FINISH: NAME: DG2000H-B-XXP-1Y-00A(H)		
	APPD: <i>Arvon 7/1/15</i> CHKD: <i>Denny 7/1-15</i>		TITLE: ASSEMBLY DRAWING DRAWING NO.: DG2000H-E01		
	THIRD ANGLE PROJECTION		DRFT: Yujin 04/17/15"		
DO NOT SCALE DRAWING		SCALE	N/A	REV	TO
				SHEET	1/1