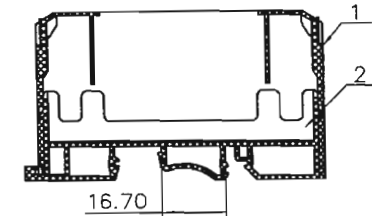
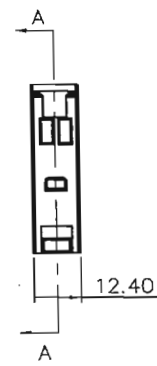
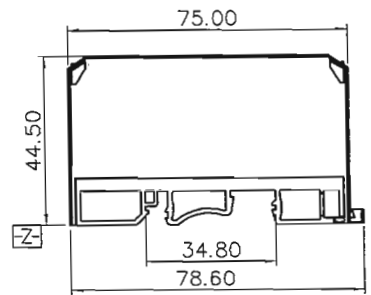

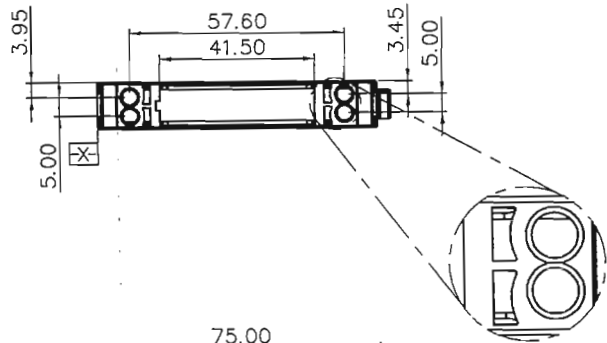
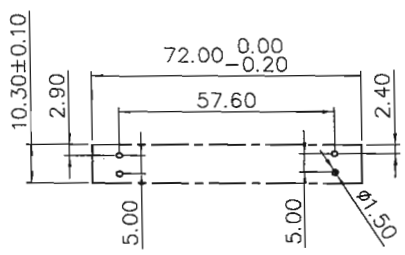


REVISION RECORD				
REV	ECN	DESCRIPTION	DRFT	DATE



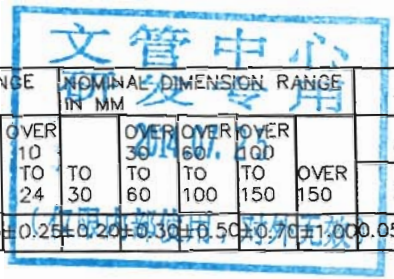
SECTION A-A



PCB LAYOUT-TOP

- NOTES:
 1. HOUSING: PC, UL94V-0
 2. PCB: LENGTH: 72.0 ± 0.2 MM;
 WIDTH: 10.3 ± 0.1 MM;
 THICK: 1.60 ± 0.05 MM
 3. UNDIMENSIONED TOLERANCES:

PITCH RANGE IN MM		NOMINAL DIMENSION RANGE IN MM						
TO	OVER	TO	OVER	TO	OVER	TO	OVER	
6	10	30	60	100	150	150		□
±0.10	±0.15	±0.25	±0.20	±0.30	±0.50	±0.70	±1.00	0.05/10



2	DMG 02P COVER	8007CYY02A(H)	1	PC	UL94V-0
1	DMG 02P HOUSING	8007AYY02A(H)	1	PC	UL94V-0
ITEM	NAME OF PART	NO. OF PART	Q'TY	MATERIAL	NOTES

DETACHED LISTS	TOLERANCES EXCEPT AS NOTED .X ± .X' ± .XX ± .XX' ± .XXX ± .XXX' ±		MATERIAL: FINISH: PART NO.:		宁波高正电子有限公司 DEGSON ® DEGSON ELECTRONICS CO., LTD NAME: DMG-02P-1Y-00AH	
	ANGLES ± 1° THIRD ANGLE PROJECTION		APPD: <i>Jean 07/23/13</i> CHKD: DRFT: JEX 03/21/13"		TITLE: ASSEMBLY DRAWING DRAWING NO.: DMG-02P-E01 DO NOT SCALE DRAWING SCALE 1:1	
					REV	TO
					SHEET	1/1