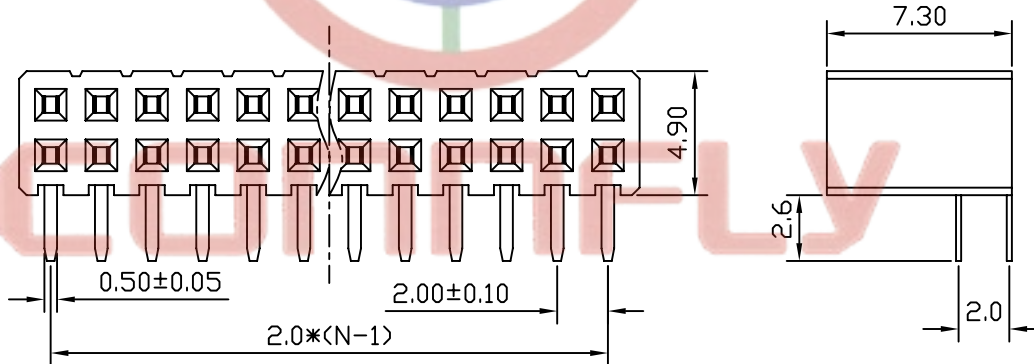
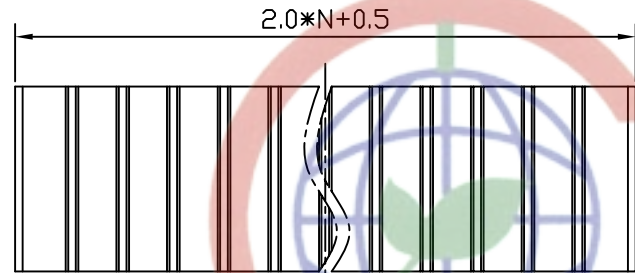
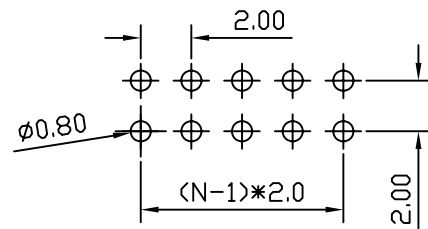


REV.	DESCRIPTION	DRAWN	CHECKED	APPROVED
A	NEW RELEASE	LJH 06/22/05'		



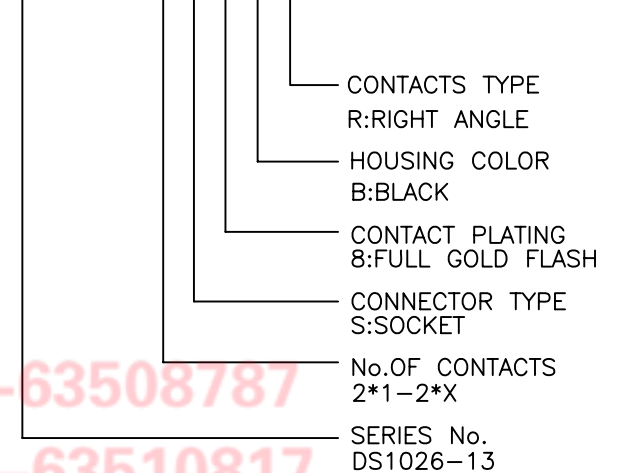
N: HALF OF PIN POSITIONS



RECOMMEND PCB LAYOUT  
(TOLERANCE=±0.05)

NOTES:

- ELECTRICAL CHARACTERISTICS:
  - CONTACT RESISTANCE: 20mΩ Max. INITIAL.
  - DIELECTRIC WITHSTANDING VOLTAGE: 500V AC(rms) FOR 1 MINUTE.
  - INSULATION RESISTANCE: 1000MΩ Min.
- ENVIRONMENT CHARACTERISTICS:
  - EMPERATURE: -40°C~+105°C.
- PART NUMBER: DS1026-13
- PRODUCT NUMBER CODE:  
DS1026-13 - X X X X X



Tel:86-574-63508787

Fax:86-574-63510817

E-mail:sale@zhenqin.com.cn

Http://www.connfly.com

Address: Industry Zone, KuangYan Town, Sixiangpu, Ningbo City, Zhejiang Province, China

GENERAL TOLERANCE		ANGLE TOLERANCE		PROJECTION		TITLE	SIDE ENTRY RIGHT ANGLE
X.	±0.60	X.	±5'	UNITS	mm		
.X	±0.38	.X	±3'	SHEET SIZE	A4	SERIES	DS1026-13 SERIES
.XX	±0.25	.XX	±2'	<b>晨翔电子有限公司</b> <b>CONNFLY CONNFLY ELECTRONIC CO. LTD</b>			
DRAWING TYPE		CUSTOMER					
SCALE	1:1	SHEET	1 OF 1				
DRAWING NO.		C-DS1026-13-XXXXX					

P.C:315333