

# Switch

## DIP Switch Series


### KLS7-KM DIP Switch Series

#### SPECIFICATIONS

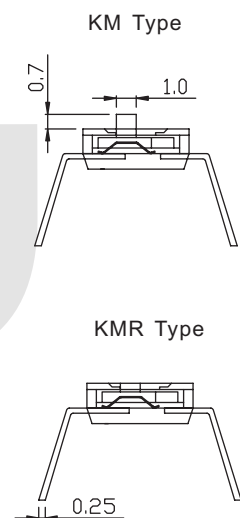
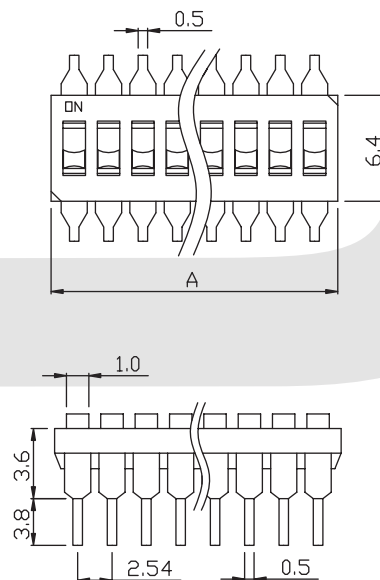
Mechanical life: 2000 operations per switch  
Operation Force :  $\leq 9.8\text{N}$  max.  
Stroke: 2.0mm  
Operation Temp:  $-20^{\circ}\text{C} \sim +70^{\circ}\text{C}$   
Electrical life: 2000 operations per switch-24 VDC, 25mA  
Contact Resistance: 50m max. at initial  
Non-Switching Rating: 100mA, 50VDC  
Switching Rating: 25mA, 24VDC  
Circuit: Single pole single throw

#### Soldering and Cleaning Processes

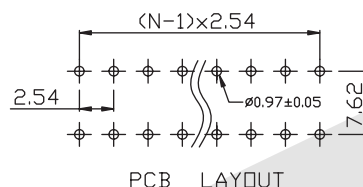
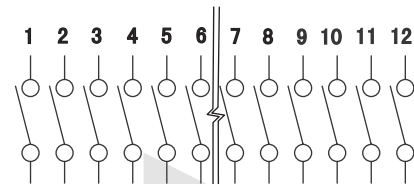
Keep all switch contacts in their "OFF" position for all operations



Model No.	No. Pos.	A
KM-02	2	6.02
KM-03	3	8.56
KM-04	4	11.10
KM-05	5	13.64
KM-06	6	16.18
KM-07	7	18.72
KM-08	8	21.26
KM-09	9	23.86
KM-10	10	26.34
KM-12	12	31.42



#### Schematic



## ORDER INFORMATION

**KLS7-KM -XX -N -0 0**

Part Number

KM: Bulge Type Dip Switch

KMR: Recessed Type Dip Switch

Number of Pos.: 02~12 Pos.

Packaging: 0=Tube 1=Tape

0:Non-sealed

1:With sealed

Color: N=Black