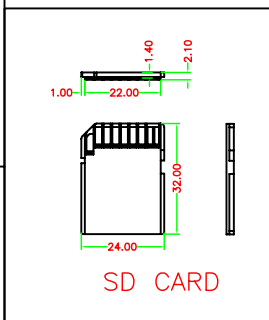
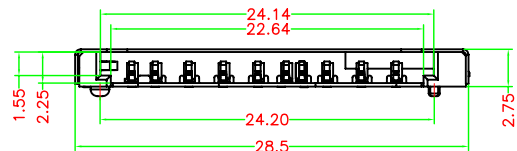
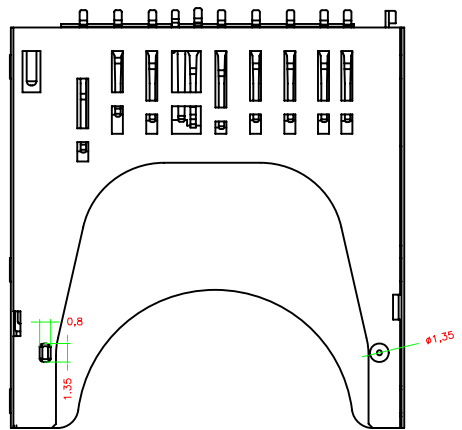
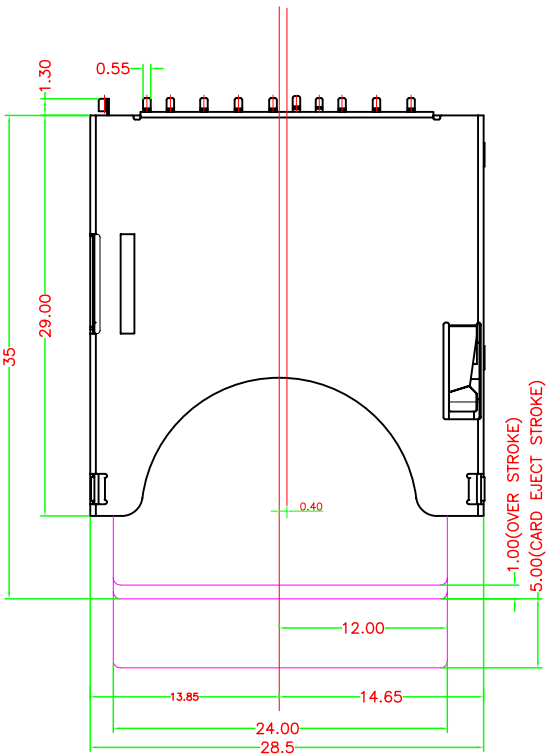
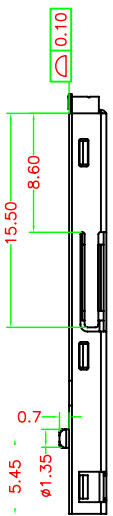


REV	ECN.NO	APP	DATE

1
2
3
4
5
6
7
8

1
2
3
4
5
6
7
8



GENERAL TOLERANCE	
X.±0.20	X.'±5°
.XX±0.10	.X'±2°
.XXX±0.05	.XX'±1°
.XXX±0.01	.XXX'±0.5°

DWG NO.	NINGBO KLS ELECTRONIC CO.,LTD		
DRAWN:	NAME: SD PUSH卡座		
CHK:	PART NO. L-KLS1-SD101/L-KLS1-SD101S		
APP:	UNIT: MM	SCALE: 1:1	SHEET 10F2
DATE: 2008-3-28	3RD:		

