

ALUMINUM ELECTROLYTIC CAPACITORS

APPROVAL NO.

BLA 50 VC 4.7 (M)

SERIES

BLA

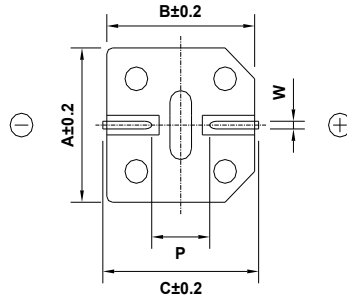
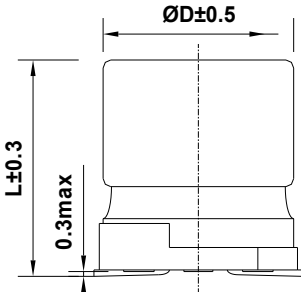
RATING

50 WV 4.7 μ F

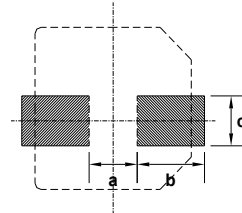
CASE SIZE

\varnothing 5 × 5.2L

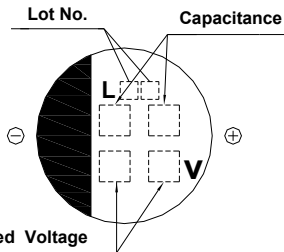
A. DIAGRAM OF DIMENSION



Recommended Solder land on PC board



█ : Solder land on PC board



Case code	ØD	L	A	B	C	W	P	a	b	c
E55	5	5.2	5.3	5.3	5.9	0.5-0.8	1.4	1.4	3.0	1.6

B. ELECTRICAL CHARACTERISTICS

- A. OPERATING TEMPERATURE RANGE : -40 ~ +105 °C
- B. RATED VOLTAGE : 50 V_{DC}
- C. SURGE VOLTAGE : 63 V_{DC}
- D. CAPACITANCE TOLERANCE : ± 20% at 20 °C, 120Hz
- E. LEAKAGE CURRENT : Lower 3 μ A, after 2 minutes at 20 °C
- F. DISSIPATION FACTOR (TAN δ) : Lower 0.12 at 20 °C, 120Hz
- G. MAX. RIPPLE CURRENT : 19 mArms at 105 °C, 120Hz
- H. TEMPERATURE CHARACTERISTIC :
 (Max. Impedance ratio) $Z(-25^{\circ}\text{C}) / Z(20^{\circ}\text{C}) = \underline{2}$
 $Z(-40^{\circ}\text{C}) / Z(20^{\circ}\text{C}) = \underline{3}$ (at 120Hz)
- I. LOAD LIFE : The following specifications shall be satisfied when the capacitors are restored to 20 °C after the rated voltage is applied for 5,000 hours at 105 °C.
 - # Capacitance change \leq ±30 % of the initial value
 - # Tan δ \leq 300 % of the initial specified value
 - # Leakage Current \leq The initial specified value
- J. SHELF LIFE : The following specifications shall be satisfied when the capacitors are restored to 20 °C after exposing them for 1,000 hours at 105 °C without voltage applied. The rated voltage shall be applied to the capacitors for a minimum of 30 minutes, at least 24 hours and not more than 48 hours before the measurement.
 - # Capacitance change \leq ±30 % of the initial value
 - # Tan δ \leq 300 % of the initial specified value
 - # Leakage Current \leq The initial specified value
- K. CLEANING CONDITIONS : Solvent proof
- L. OTHERS : Satisfied characteristics W of KS C 6421

