

ALUMINUM ELECTROLYTIC CAPACITORS

APPROVAL NO.

BLA 16 VC 10 (M)

SERIES

BLA

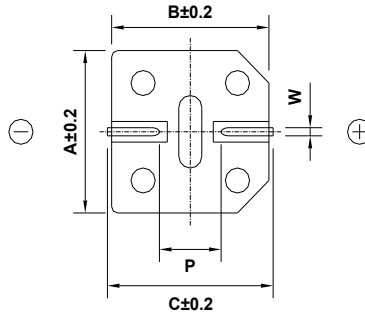
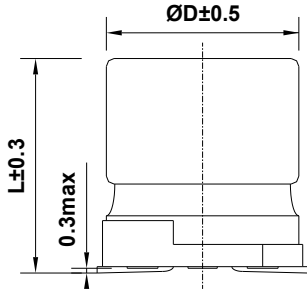
RATING

16 V 10 μ F

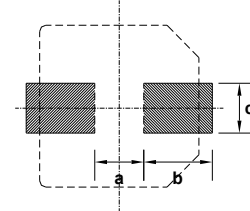
CASE SIZE

$\varnothing 4 \times 5.2L$

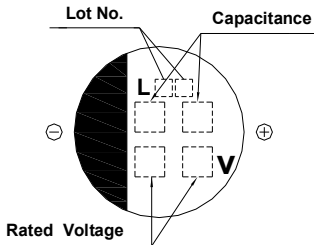
A. DIAGRAM OF DIMENSION



Recommended Solder land on PC board



█ : Solder land on PC board



Case code	$\varnothing D$	L	A	B	C	W	P	a	b	c
D55	4	5.2	4.3	4.3	5.1	0.5 ~ 0.8	1.0	1.0	2.6	1.6

B. ELECTRICAL CHARACTERISTICS

- A. OPERATING TEMPERATURE RANGE : -40 ~ +105 °C
- B. RATED VOLTAGE : 16 V_{DC}
- C. SURGE VOLTAGE : 20 V_{DC}
- D. CAPACITANCE TOLERANCE : ± 20% at 20 °C, 120Hz
- E. LEAKAGE CURRENT : Lower 3 μ A, after 2 minutes at 20 °C
- F. DISSIPATION FACTOR (TAN δ) : Lower 0.20 at 20 °C, 120Hz
- G. MAX. RIPPLE CURRENT : 16 mArms at 105 °C, 120Hz
- H. TEMPERATURE CHARACTERISTIC :
 * Max. Impedance ratio $Z(-25^{\circ}C) / Z(20^{\circ}C) = \underline{2}$
 $Z(-40^{\circ}C) / Z(20^{\circ}C) = \underline{5}$ (at 120Hz)

I. LOAD LIFE : The following specifications shall be satisfied when the capacitors are restored to 20 °C after the rated voltage applied for 5,000 hours at 105 °C.

- # Capacitance change \leq ± 30% of the initial value
- # Tan δ \leq 300 % of the initial specified value
- # Leakage Current \leq The initial specified value

J. SHELF LIFE : The following specifications shall be satisfied when the capacitors are restored to 20 °C after exposing them for 1,000 hours at 105 °C without voltage applied. The rated voltage shall be applied to the capacitors for a minimum of 30 minutes, at least 24 hours and not more than 48 hours before the measurement.

- # Capacitance change \leq ± 30% of the initial value
- # Tan δ \leq 300 % of the initial specified value
- # Leakage Current \leq The initial specified value

K. CLEANING CONDITIONS : Solvent-proof → Refer to Cleaning conditions (Page 6)

L. OTHERS : Satisfied characteristics KS C IEC 60384-4

