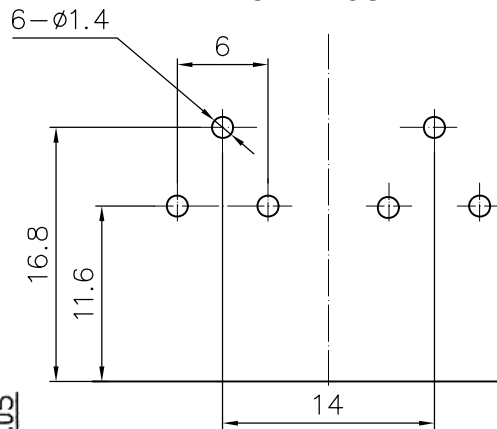
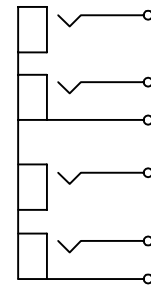


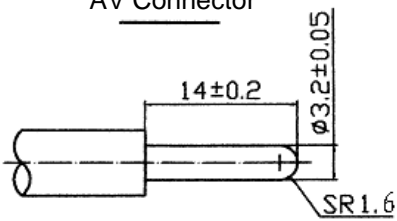
PCB LAYOUT



SCHEMATIC



Suitable Plug
AV Connector



7	Long Pin	2	H62(t=0.3)	Cu/Ep. CuSn
6	Short Pin	2	H62(t=0.3)	Cu/Ep. CuSn
5	Halos	4	ABS	Yellow Orange White Red
4	Shielding Washer	1	Stainless Steel (t=0.2)	
3	Ternimal	2	H62(t=0.4)	Cu/Ep. CuSn
2	Housing	1	ABS	Black
1	Copper Sheathing	3	H62(t=0.3)	Cu/Ep. CuSn
No.	Name	QTY	Material	Remark

Undeclared Tolerance (±)

Size	Grade	A	B	✓	C
XX		0.12	0.15		0.2
X		0.08	0.12		0.16
.X		0.05	0.09		0.12
.XX		0.03	0.06		0.08

设计	吴建佩	2010-5-4
工艺		
审核	曹望程	2010-5-4
标准化		
批准	徐学俊	2010-5-4

AV CONNECTOR
OUTLINE DRAWING

L-KLS1-RCA-403-N-YE-OR-WH-RE

Scale	Page	Version	Visual Angle
2: 1	1/1	A0	
KLS ELECTRONIC CO.,LTD			