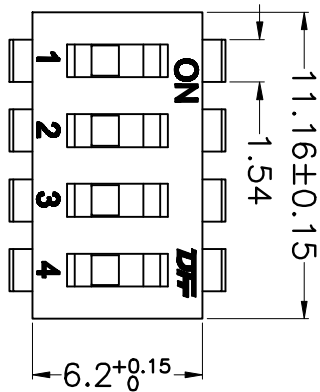
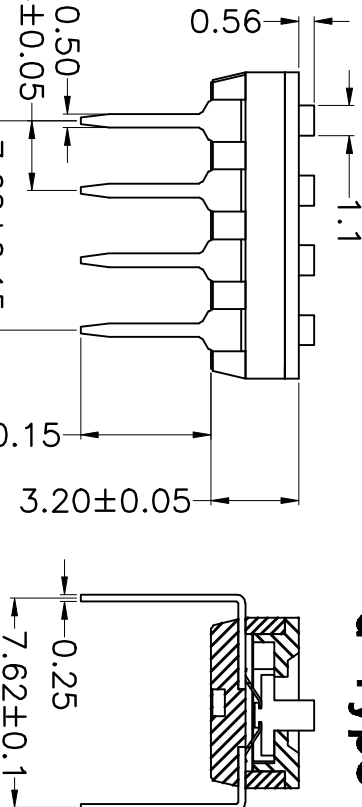


SCHEMATIC(TYP.)

(1,2,3,4,POS AVAIL)



G Type



Specifications

- Contact Rating
- Contact Resistance
- Insulation Resistance
- Dielectric Strength
- Operating Force
- Travel
- Mechanical Life
- Electrical Life
- Operating Temperature
- Storage Temperature

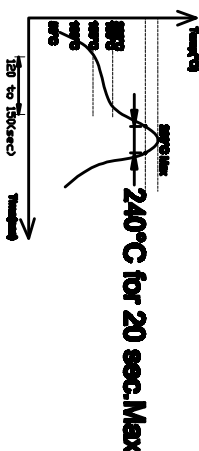
Switching.....	25mA,2VDC
Non-Switching.....	100mA,50VDC
Initial.....	50mΩ/Max
Aster Reliability Test.....	100mΩ/Max
	100MA/2V/1h. at 500 VDC
	500V/AC/1minute
	1,000g /max
	0.90mm
	5,000 cycles (Th)
	2,000 cycles/25mA,2VDC
	-20°C~+70°C
	-40°C~+85°C

Materials

- Cover.....PAAT/Black
- Base.....PAAT/Black
- Actuator.....PAAT/White
- Terminal Contact.....1u" Gold-Plated
- Tape.....Polyimide Film

Soldering Information

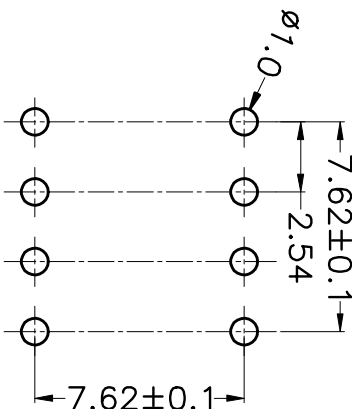
- Keep all switch contacts in their "off" position for all operations.
- Hand Soldering
Soldering Iron 30W or under at 320°C for 3 sec. max. or at 270°C for 5 sec. max.
- Reflow Soldering
Reflow zone 240°C for 20 seconds.(attached drawing for reference)
- Wave Soldering
Recommended Solder Temperature at 250°C max. 5 seconds for IC type.



说明:

- 1,一般公差: 10mm以上—±0.2mm, 10mm以内—±0.1mm.
- 2,材质与性能参见附件。

P. G. B. LAYOUT



尺寸公差:

角度公差:

X.	±0.20	X.	±2°
.X	±0.15	.X	±1°
.XX	±0.10	.XX	±0.5°

检测方法	⊕	品名	KF1027A-4P-G
单位	mm	产品系列	直插式平拔开关
纸张尺寸	A4		

符号	版本	修订内容	日期	批准
△	A	首次		
△				
△				

制图标准	AUTO CAD	图例	1\1
比例	1:1		
图框编号			

凯峰 慈溪市凯峰电子有限公司

KAIFENG ELECTRONIC CO.,LTD