

HR915102AE

Electrical Specification @25°C

Isolation: 2250VDC 0.5mA 60S (UTP Side to Chip Side)

OCL: 350uH Minimum @100KHz 100mV with 8mADC

Insertion Loss: -1.0dB Maximum @100KHz ~ 100MHz

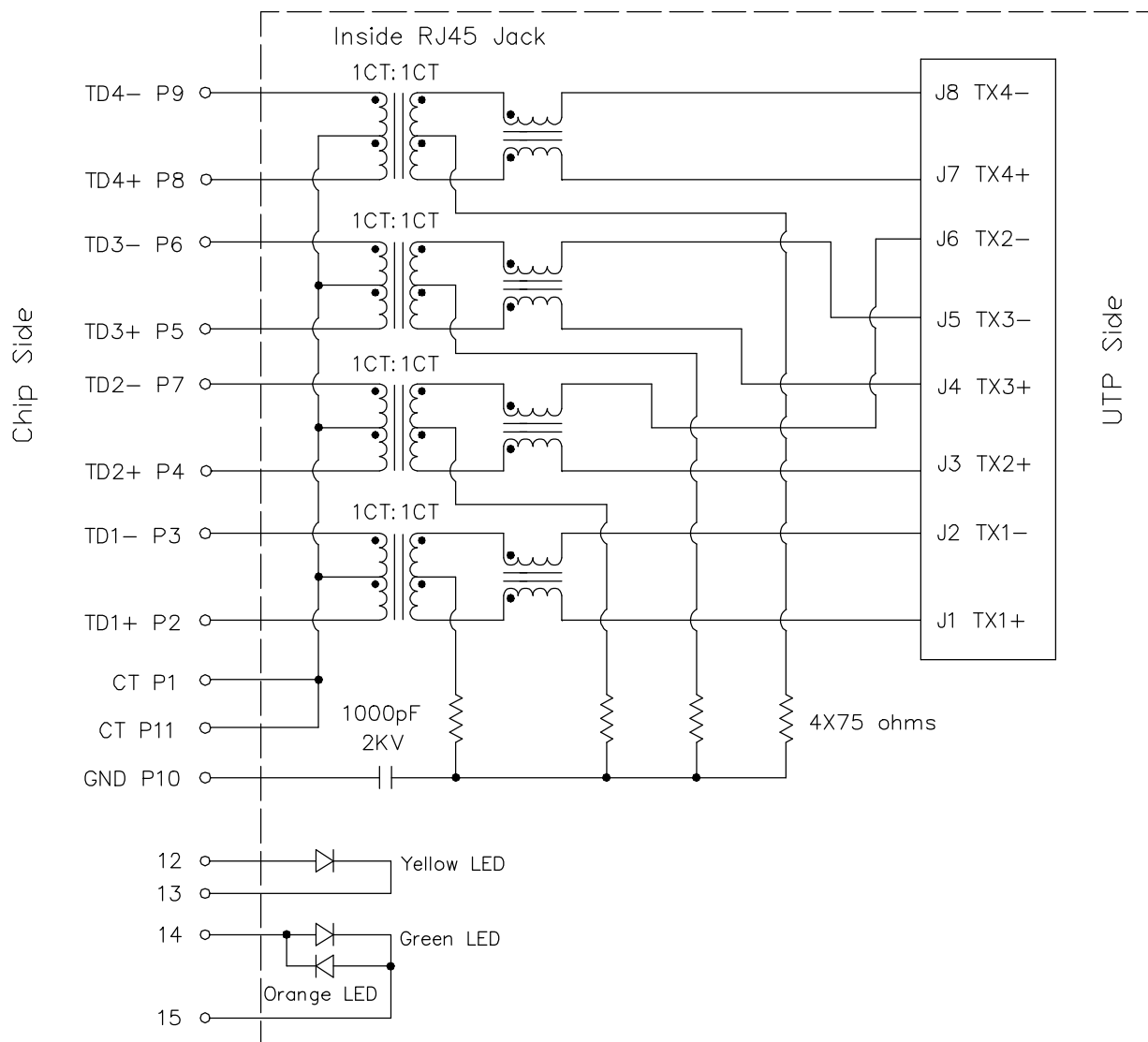
Return Loss: -20dB Minimum @1MHz ~ 10MHz / -16dB Minimum @30MHz
-12dB Minimum @60MHz ~ 80MHz

Common Mode Rejection: -30dB Minimum @1MHz ~ 50MHz

-20dB Minimum @50MHz ~ 100MHz

Crosstalk: -35dB Minimum @1MHz ~ 30MHz / -30dB Minimum @30MHz ~ 100MHz

Schematics



HR915102AE

Commercial standards, specifications and Summary:

RoHS Compliant (Pb Free)

Sing port Tab-UP with internal magnetics for 10/100/1000Base -T

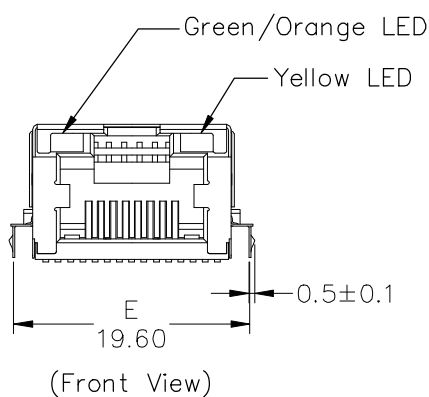
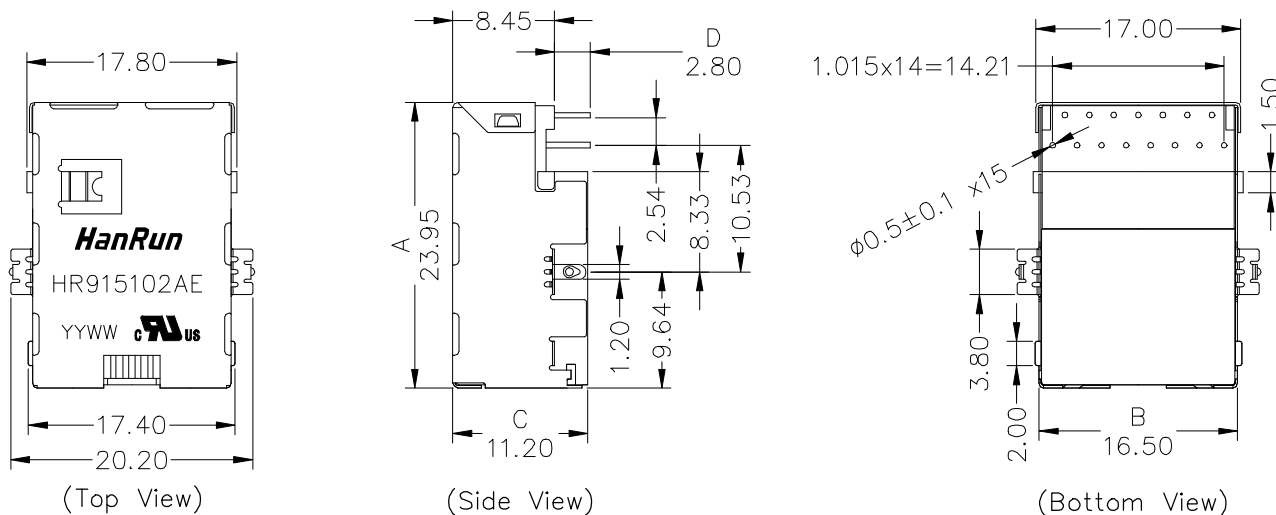
Meets or Exceeds IEEE802.3ab standards including 350uH Min OCL with 8mADC

High performance for EMI suppression, Crosstalk, Return Loss and Consistent Electrical

Minimum 2250VDC isolation per IEEE802.3 requirement

UL Recognized Component: File # E330599

Mechanical Dimensions:



Standard LED	Wavelength	Forward V (Min/Max)	Forward A	Type
Green/Orange	569nm/600nm	1.8V/2.8V	20mA	squareness
Yellow	585nm	1.8V/2.8V	20mA	squareness

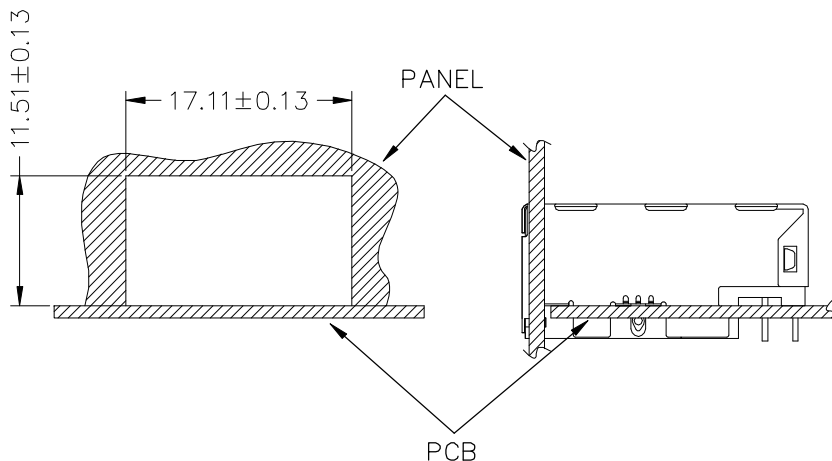
Dimensions in mm

Unless otherwise specified, Tolerance: .xx ±0.25

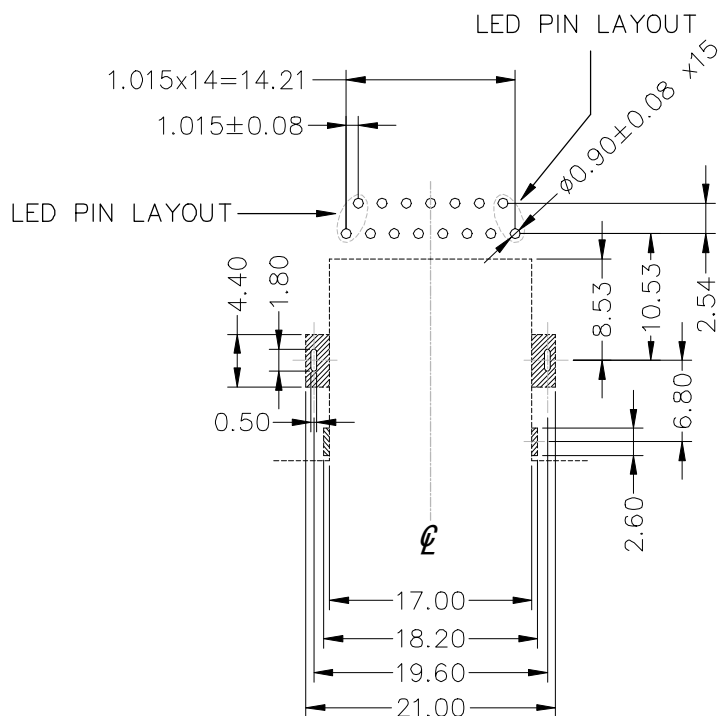
REV.: 00

HR915102AE

Suggested Panel Opening:



PCB Layout:



Recommended PCB layout (Component Side View)

Component side PCB thickness: 1.60mm

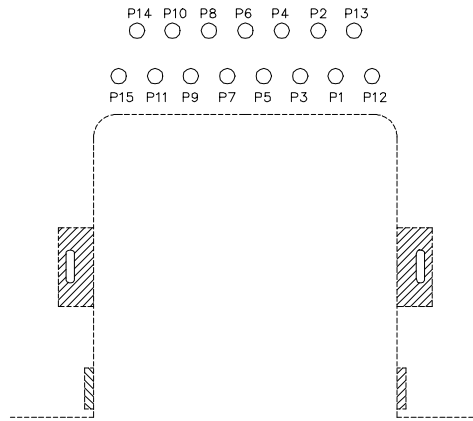
All dimension tolerance are ± 0.08 unless otherwise specified

NOTES:

THE SHADED AREA ON THE CUSTOMER BOARD ARE RECOMMENDED TO CLEAR OFF ANY VIA HOLE OR COMPONENT PAD

HR915102AE

Pin Assignments:



(COMPONENT SIDE VIEW)

Mechanical Performance:

Mating force: 5 lbs Maximum
Unmating force: 5 lbs Maximum
Plug to Jack Retention force: 20 lbs Minimum
Operating life: 750 Cycles Minimum

Operating and Storage Temperature:

Operating Temperature Range: $-40^{\circ}\text{C} \sim +85^{\circ}\text{C}$
Storage Temperature Range: $-40^{\circ}\text{C} \sim +85^{\circ}\text{C}$