



Spec. No.	PS-DS-S39126V
Rev.	A

PRODUCT SPECIFICATION

Model No:CSDS-S39126V

Descriptions:
<ul style="list-style-type: none"> ■ 0.39 Inch Single Digit SMD Display ■ Common Anode ■ Emitting Color : Super Bright Orange ■ Gray Face ■ White Segment



CUSTOMER APPROVED	APPROVED BY	CHECKED BY	PREPARED BY
SIGNATURES			

CHINA SEMICONDUCTOR CORPORATION
Address:2FL. NO.909,Chung-Cheng Road,
Chung-Ho City Taipei Hsien,Taiwan.

Tel:886-2-2223-9696
Fax:886-2-2223-9377

OPTO PLUS TECHNOLOGIES CO.,LTD
Address:696 Shun jiang Rd.,Shaoxing,
ZheJiang,China

Tel:86-0575-88623888
Fax:86-0575-88623112



Model No: CSDS-S39126V

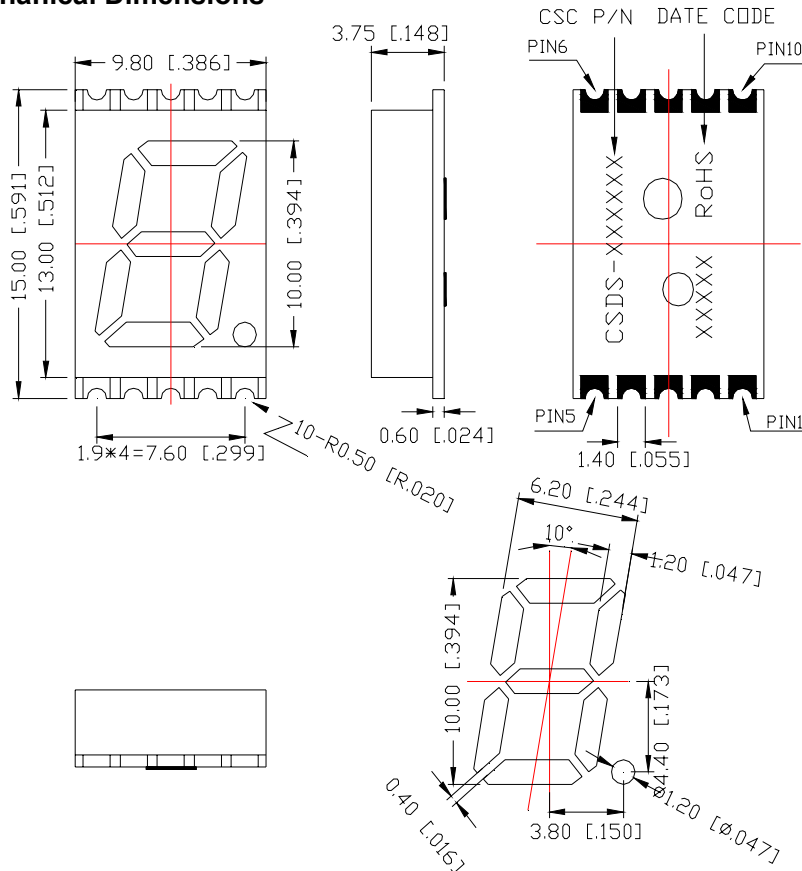
Features -

1. 0.39 inch (10mm) digit height.
2. Qualified according to JEDEC moisture sensitivity Level 2a.
3. RoHS compliant.
4. Low power consumption.
5. Standard: gray face, white segment.
6. Easy mounting on P.C. board .

Device Selection Guide -

Model No.	Chip		Description
	Material	Emitting Color	
CSDS-S39126V	AlGaInP	Super Bright Orange	Common Anode

Mechanical Dimensions -



Notes:

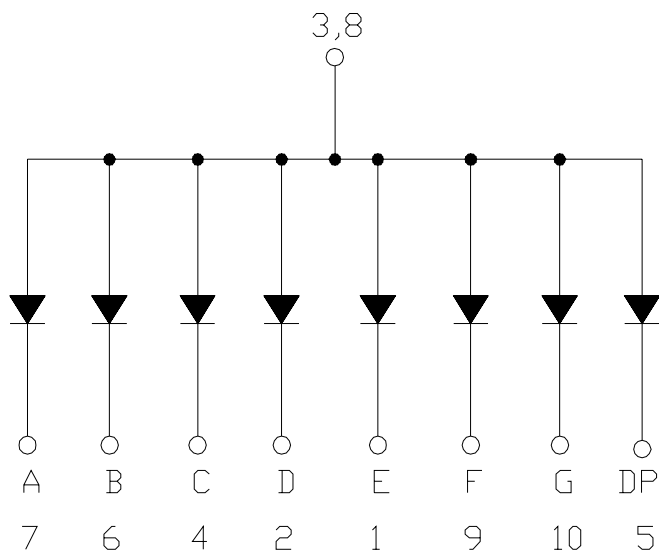
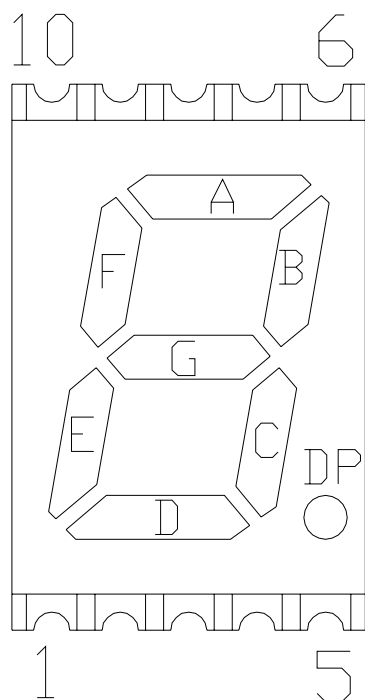
1. Dimension in millimeter [inch], and tolerance is ± 0.25 [0.010] unless otherwise noted
2. Bending \leq Length*1%.



Spec. No.	PS-DS-S39126V
Rev.	A

Model No: CSDS-S39126V

■ Internal Circuit Diagrams -





Model No: CSDS-S39126V

■ Absolute Maximum Rating -

(Ta=25°C)

Parameter	Symbol	Rating	Unit
Power Dissipation Per Dice	P _{AD}	70	mW
Continuous Forward Current Per Dice	I _{AF}	25	mA
Peak Current Per Dice(duty cycle 1/10,1KHz)	I _{PF}	90	mA
Derating Linear From 25°C Per Dice	-	0.33	mA/°C
Reverse Voltage Per Dice	V _R	5	V
Operating Temp.	T _{opr}	-40 ~ +105	°C
Storage Temp.	T _{stg}	-40 ~ +105	°C

■ Electro-optical Characteristics -

(Ta=25°C)

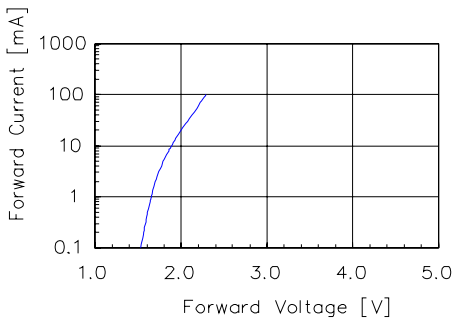
Parameter	Symbol	Min.	Typ.	Max.	Unit	Condition
Forward Voltage Per Segment	V _F	-	2.0	2.8	V	IF=20mA
Luminous Intensity Per Segment	I _v	3.2	10	-	mcd	IF=10mA
Peak Emission Wavelength	λ _P	-	632	-	nm	IF=20mA
Dominant Wavelength	λ _d	-	624	-	nm	IF=20mA
Spectrum Radiation Bandwidth	Δλ	-	20	-	nm	IF=20mA
Reverse Current	I _R	-	-	100	μA	V _R =5V
Luminous Intensity Matching Ratio	I _{V-m}	-	-	2:1	-	IF=10mA



Model No: CSDS-S39126V

■ Typical Electrical / Optical Characteristics Curves -

(Ta = 25°C Unless Otherwise Noted)



1. Forward Current vs. Forward Voltage

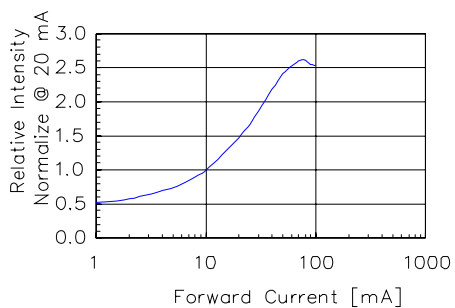
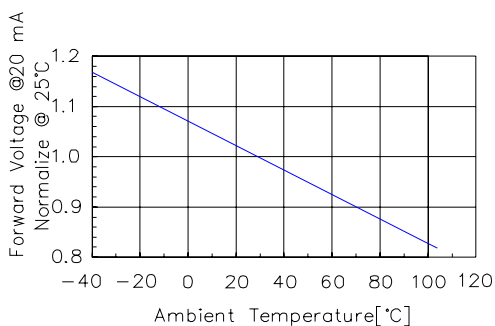


Fig 2. Relative Intensity vs. Forward Current



3. Forward Voltage vs. Temperature

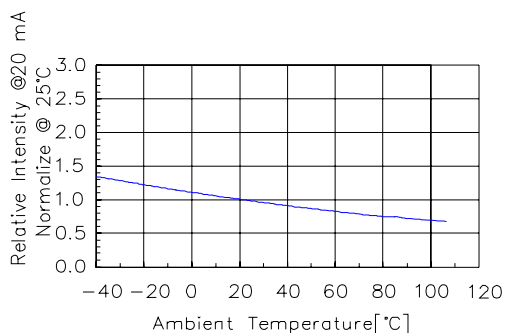
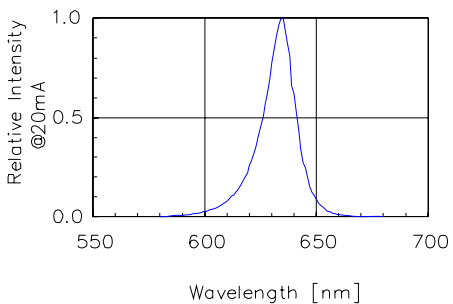


Fig 4. Relative Intensity vs. Temperature



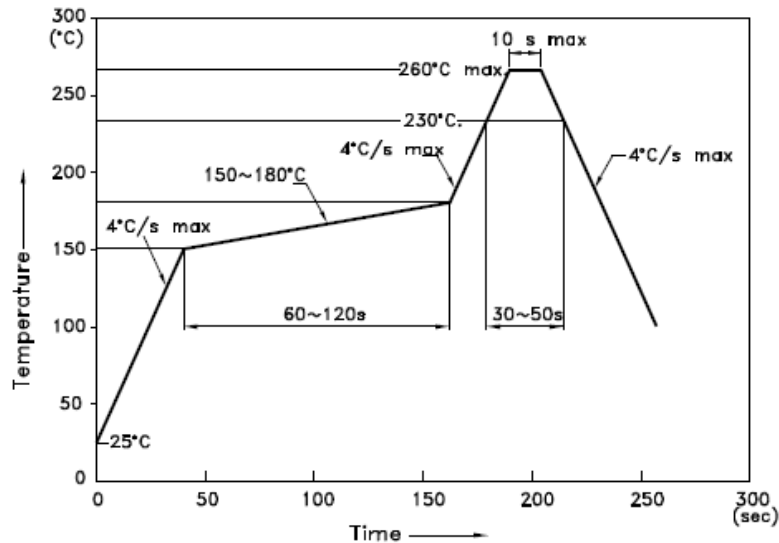
5. Relative Intensity vs. Wavelength



Model No: CSDS-S39126V

SMT REFLOW SOLDERING INSTRUCTIONS

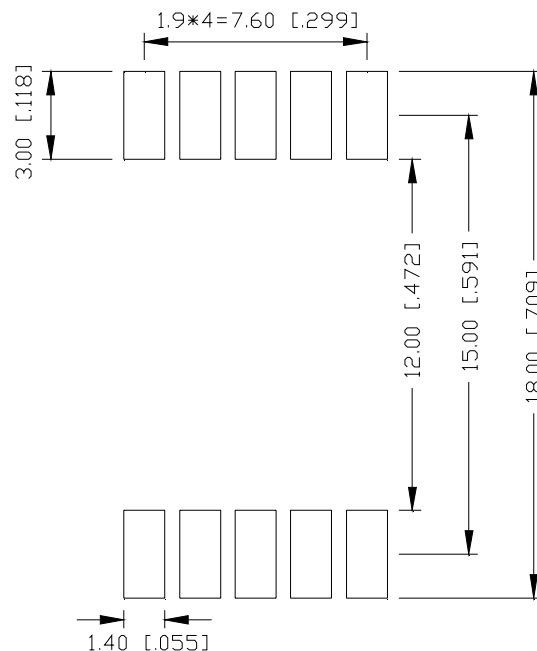
IR Reflow Temperature / Time :



NOTES:

1. We recommend the reflow temperature 245°C(+/-5°C). The maximum soldering temperature should be limited to 260°C.
2. Don't cause stress to the epoxy resin while it is exposed to high temperature.
3. Number of reflow process shall be 2 times or less.

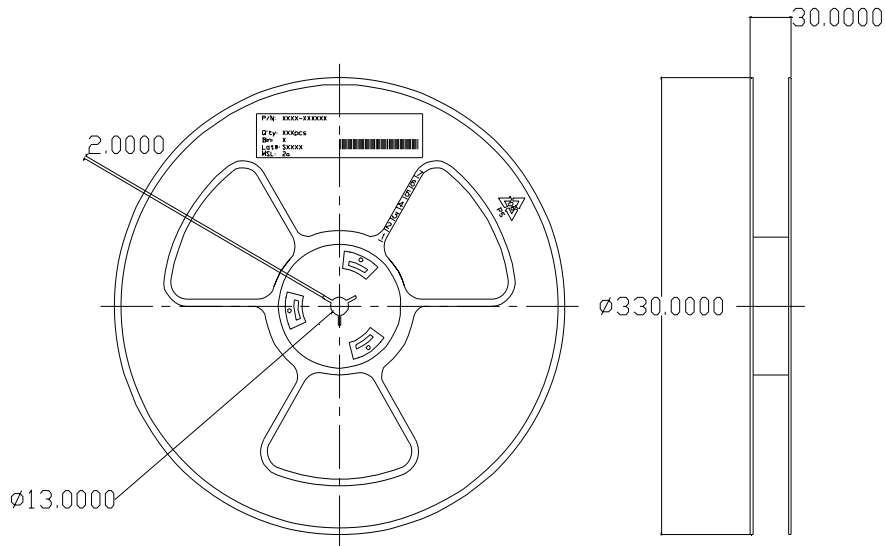
Soldering Pad Size



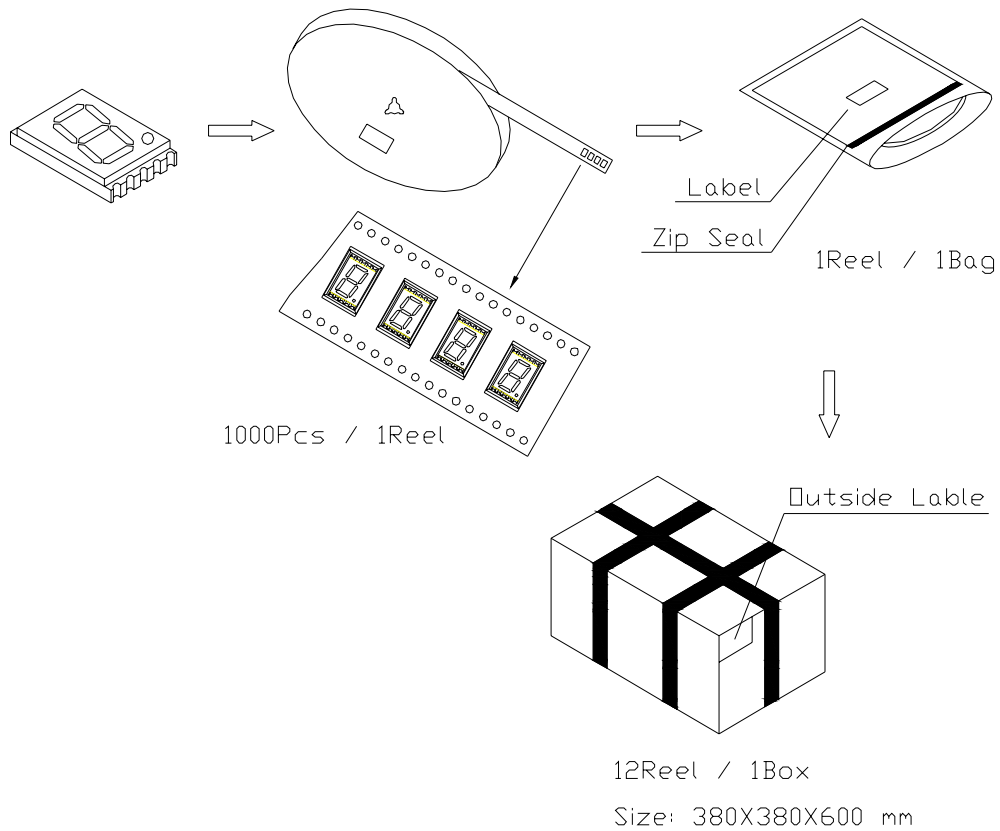


Model No: CSDS-S39126V

REEL DIMENSIONS



PACKING & LABEL SPECIFICATIONS



Note: The specifications are subject to change without notice. Please contact us for updated information