
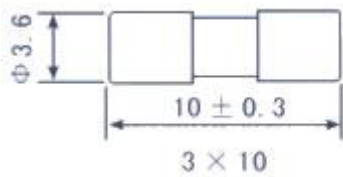
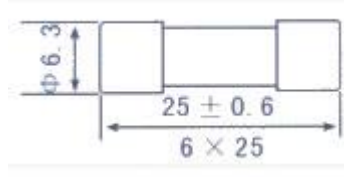


Fast-acting



Fast-acting

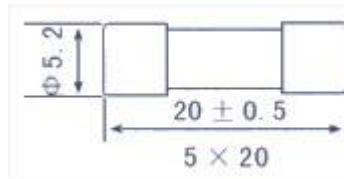



| | | |
|-----------------------------|------|--------------|
| BLOWING CHARACTERISTIC TEST | Load | Blowing Time |
| | 210% | < 30min |
| | 400% | 10ms-300ms |


| | | |
|-----------------------------|------|--------------|
| BLOWING CHARACTERISTIC TEST | Load | Blowing Time |
| | 210% | < 30min |
| | 400% | 10ms-300ms |

TUBE FUSE SPECIFICATION

| 3X10 | 5X20 | 6X30 | 6X25 |
|-------|-------|-------|-------|
| 100mA | 40mA | 40mA | 40mA |
| 125mA | 50mA | 50mA | 50mA |
| 160mA | 63mA | 63mA | 63mA |
| 200mA | 80mA | 80mA | 80mA |
| 250mA | 100mA | 100mA | 100mA |
| 315mA | 125mA | 125mA | 125mA |
| 400mA | 160mA | 160mA | 160mA |
| 500mA | 200mA | 200mA | 200mA |
| 630mA | 250mA | 250mA | 250mA |
| 800mA | 315mA | 315mA | 315mA |
| 1A | 400mA | 400mA | 400mA |
| 1.5A | 500mA | 500mA | 500mA |
| 2A | 630mA | 600mA | 600mA |
| 2.5A | 800mA | 630mA | 630mA |
| 3A | 1A | 750mA | 750mA |
| 3.15A | 1.5A | 800mA | 800mA |
| 4A | 2A | 1A | 1A |
| 6.3A | 2.5A | 1.5A | 1.5A |
| | 3.15A | 2A | 2A |
| | 4A | 2.5A | 2.5A |
| | 5A | 3A | 3A |
| | 6.3A | 4A | 4A |
| | 7A | 5A | 5A |
| | 8A | 6.3A | 6.3A |
| | 10A | 7A | 7A |
| | 15A | 8A | 8A |
| | | 10A | 10A |

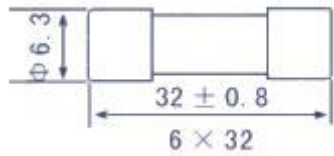


| | | |
|-----------------------------|------|--------------|
| BLOWING CHARACTERISTIC TEST | Load | Blowing Time |
| | 210% | < 30min |
| | 400% | 10ms-300ms |



Fast-acting

| | | | |
|--|--|-----|-----|
| | | 15A | 15A |
| | | 20A | 20A |
| | | 25A | 25A |
| | | 30A | 30A |



| | | |
|-----------------------------|------|--------------|
| BLOWING CHARACTERISTIC TEST | Load | Blowing Time |
| | 210% | < 30min |
| | 400% | 10ms-300ms |

| | | |
|-----------------------------|-------|-----------------------|
| BLOWING CHARACTERISTIC TEST | Load | Blowing Time |
| | 150% | min.1hr |
| | 210% | max 30min |
| | 275% | min 50ms max 2s |
| | 400% | min 10ms max 300ms |
| | 1000% | max 20s |