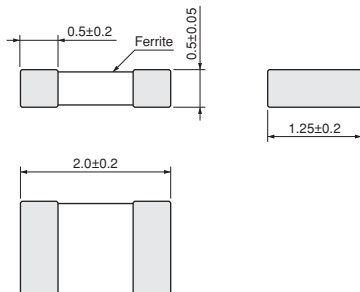


Chip Inductor (Chip Coil) Power Inductor (Multilayer Type)

LQM21P_C0 Series (0805 Size)

■ Dimensions



(in mm)

■ Packaging

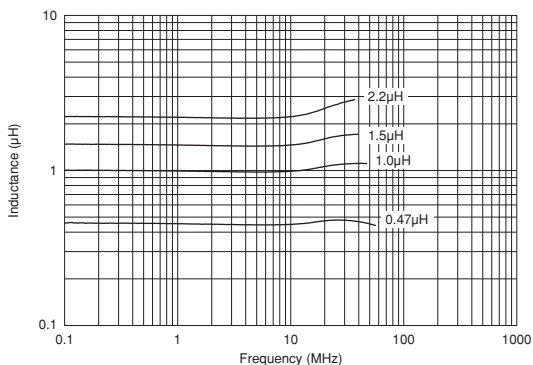
Code	Packaging	Minimum Quantity
D	180mm Paper Tape	4000
B	Bulk(Bag)	1000

■ Rated Value (□: packaging code)

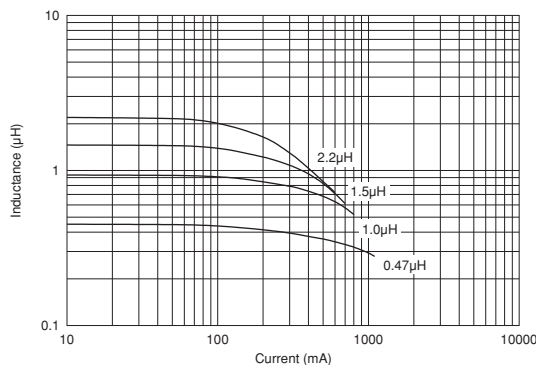
Part Number	Inductance	Rated Current	DC Resistance	Self Resonance Frequency (min.)
LQM21PNR47MC0□	0.47 μ H \pm 20%	1100mA	0.12ohm \pm 25%	100MHz
LQM21PN1R0MC0□	1.0 μ H \pm 20%	800mA	0.19ohm \pm 25%	90MHz
LQM21PN1R5MC0□	1.5 μ H \pm 20%	700mA	0.26ohm \pm 25%	70MHz
LQM21PN2R2MC0□	2.2 μ H \pm 20%	600mA	0.34ohm \pm 25%	50MHz

Test Frequency: 1MHz Class of Magnetic Shield: Magnetic shield of ferrite Operating Temperature Range: -55 to +125°C

■ Inductance-Frequency Characteristics (Typ.)



■ Inductance-Current Characteristics (Typ.)




Continued on the following page.

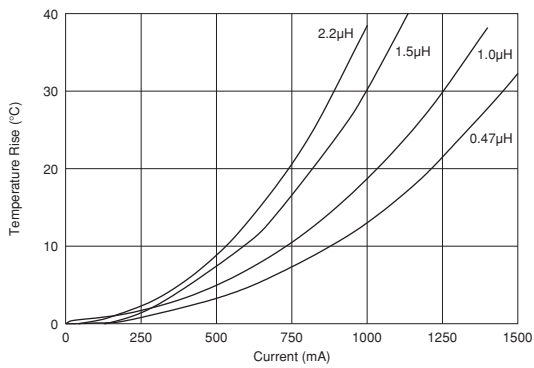
● This data sheet is applied for CHIP INDUCTORS (CHIP COILS) used for General Electronics equipment for your design.

⚠ Note:

1. This datasheet is downloaded from the website of Murata Manufacturing co., ltd. Therefore, it's specifications are subject to change or our products in it may be discontinued without advance notice. Please check with our sales representatives or product engineers before ordering.
2. This datasheet has only typical specifications because there is no space for detailed specifications. Therefore, please approve our product specifications or transact the approval sheet for product specifications before ordering.

 Continued from the preceding page.

■ Temperature Rise Characteristics (Typ.)



■ ⚠ Caution/Notice

⚠ Caution (Rating)

Do not use products beyond the rated current as this may create excessive heat.

Notice

Solderability of Tin plating termination chip might be deteriorated when low temperature soldering profile where peak solder temperature is below the Tin melting point is used. Please confirm the solderability of Tin plating termination chip before use.

● This data sheet is applied for CHIP INDUCTORS (CHIP COILS) used for General Electronics equipment for your design.

⚠ Note:

1. This datasheet is downloaded from the website of Murata Manufacturing co., ltd. Therefore, it's specifications are subject to change or our products in it may be discontinued without advance notice. Please check with our sales representatives or product engineers before ordering.
2. This datasheet has only typical specifications because there is no space for detailed specifications. Therefore, please approve our product specifications or transact the approval sheet for product specifications before ordering.