



High Quality
Evolution
Commitment



HEC-45LTN-XXPSCF Rev A

A. Features

IP 67

- High Efficiency (Up to 88%).
- Active Power Factor Correction (Typical 0.95).
- Isolation Class II
- All-Round Protection: OVP/SCP/OTP/OPP.
- Fully isolated plastic case with IP67 and damp/wet location.
- Class 2 and SELV.



B. Description

The **HEC-45LTN-XXPSCF** Series operate from a 90 ~ 264Vac input range. They are designed to be highly efficient and highly reliable. Features include over voltage protection, short circuit protection, and over temperature protection.

C. Models

Output Current	Input Voltage Range Note 1	Output Voltage Range Note 4	Max. Output Power	Efficiency Note 2	Power Factor Note 2	Model Number
1875mA	90 ~ 264Vac	14V~24V	45 W	87%	0.95	HEC-45LTN-24PSCF
1600mA	90 ~ 264Vac	16V~28V	45 W	87%	0.95	HEC-45LTN-28PSCF
1200mA	90 ~ 264Vac	21V~36V	45 W	88%	0.95	HEC-45LTN-36PSCF
1050mA	90 ~ 264Vac	25V~42V	45 W	88%	0.95	HEC-45LTN-42PSCF
930mA	90 ~ 264Vac	28V~48V	45 W	88%	0.95	HEC-45LTN-48PSCF
830mA	90 ~ 264Vac	32V~54V	45 W	88%	0.95	HEC-45LTN-54PSCF

D. Electronic Specifications

- Input Specifications

Parameter	Min.	Typ.	Max.	Notes
Input Voltage (V)	90	-	264	
Input Frequency (Hz)	47	-	63	
Input AC Current (A)	-	-	0.5	Measured at full load and 100Vac input.
	-	-	0.2	Measured at full load and 240Vac input.
Leakage Current (mA)	-	-	0.7	At 240Vac 60Hz input.
Inrush Current (A)	-	-	40	At 220Vac input 25°C Cold Start. Duration=100μs, 10%Ipk-10%Ipk.
Inrush Current (I2t)	-	-	0.16 A2s	
Power Factor	0.95	-	-	At 230Vac input, full load.
THD (%)	-	20	25	



<http://www.hec-group.com.tw/>
service@hec-group.com.tw

TEL:+886-6-356-0606
FAX:+886-6-356-0505



- Output Specifications

Parameter	Min.	Typ.	Max.	Notes
Output Current (mA)				
Io = 1875 mA	1781		1969	
Io = 1600 mA	1520		1680	
Io = 1200 mA	1140		1260	
Io = 1050 mA	998		1103	
Io = 930 mA	884		977	
Io = 830 mA	789		872	
No Load Output Voltage (V)				
Io = 1875 mA			35	
Io = 1600 mA			35	
Io = 1200 mA	----	----	50	There will be no damage or hazardous conditions occurred with no loading.
Io = 1050 mA			63	
Io = 930 mA			63	
Io = 830 mA			63	
Output Ripple Voltage (V)	----	----	10% Vomax	
Output Voltage Overshoot (%)	-	-	10	At full load condition.
Line Regulation (%)	-	-	±3	
Load Regulation (%)	-	-	±5	
Turn-on Delay Time (s)	-	0.5	1.0	Measured at 220Vac input.



- General Specifications

Parameter	Min.	Typ.	Max.	Notes
Efficiency (%)				
Io = 1875 mA	-	-	87	Measured at full load and 120Vac input.
Io = 1600 mA	-	-	87	
Io = 1200 mA	-	-	88	
Io = 1050 mA	-	-	88	
Io = 930 mA	-	-	88	
Io = 830 mA	-	-	88	
Efficiency (%)				
Io = 1875 mA	-	-	87	Measured at full load and 220Vac input.
Io = 1600 mA	-	-	87	
Io = 1200 mA	-	-	88	
Io = 1050 mA	-	-	88	
Io = 930 mA	-	-	88	
Io = 830 mA	-	-	88	
MTBF (hours)	320,000	-	-	Measured at full load 50°C ambient temperature (MIL-HDBK-217F).
Life Time (hours)		100,000	-	Measured at rated input voltage with full load, Case temperature=60°C @ Tc point. See life time vs. Tc curve for the details.
Case Temperature (°C)	-	-	80	
Dimensions Millimeters(L × W × H)	121.7 × 46.7 × 35			
Net Weight (g)				

- Protection Functions

Parameter	Min.	Typ.	Max.	Notes
Over Voltage Protection			1.50 Vo	Hiccup mode. The power supply shall be self-recovery when the fault condition is removed.
Over Temperature Protection-Tc	Hiccup mode. When the case temperature is higher than 110°C, the power supply output will turn off automatically; when the case temperature is lower than 75°C, the power supply output will be auto recovery.			
Short Circuit Protection	No damage shall occur when any output operating in a short circuit condition. The power supply shall be self-recovery when the fault condition is removed.			





- Environmental Specifications

Parameter	Min.	Typ.	Max.	Notes
Operating Temperature (°C)	-40	-	+70	Humidity: 20% RH to 80% RH; See Derating Curve for more details.
Storage Temperature (°C)	-40	-	+80	Humidity: 10% RH to 90% RH.

- Safety and EMC Compliance

Safety Category	Standard
UL/CUL	UL8750, UL1310 Class 2, CSA C22.2 NO. 223-M91 Class 2.
CE	EN 61347-1, EN61347-2-13.
EMI Standards <small>Note 6</small>	Notes
EN 55015	Conducted emission Test & Radiated emission Test.
EN 61000-3-2	Harmonic current emissions.
EN 61000-3-3	Voltage fluctuations & flicker.
FCC Part 15	FCC 47 CFR Part 15 Subpart B, ICES-003 Issue 4 ANSI C63.4-2003
EMS Standards	Notes
EN 61000-4-2	Electrostatic Discharge (ESD): 8 KV air discharge, 4 KV contact discharge.
EN 61000-4-3	Radio-Frequency Electromagnetic Field Susceptibility Test-RS.
EN 61000-4-4	Electrical Fast Transient / Burst-EFT: Level 2, Criteria A.
EN 61000-4-5	Surge Immunity Test: AC Power Line: line to line 1 KV.
EN 61000-4-6	Conducted Radio Frequency Disturbances Test-CS.
EN 61000-4-8	Power Frequency Magnetic Field Test.
EN 61000-4-11	Voltage Dips.
EN 61547	Electromagnetic Immunity Requirements Applies To Lighting Equipment.

Notes:

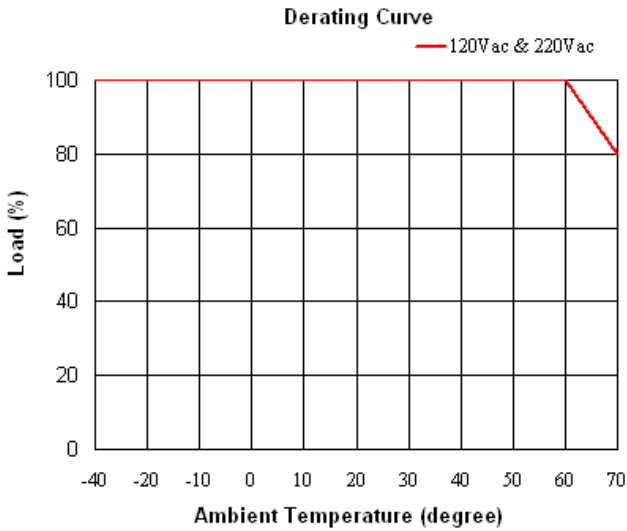
1. Normal input voltage range 100~240Vac.
2. Measured at input 220V with a full load.
3. All specifications are typical at 25 °C unless otherwise stated.
4. Constant current operation region is preferably 75%~100% rated output voltage. This is the suitable operation region for LED related applications, but please reconfirm special electrical requirements for some specific system design.
5. Derating may be needed under low input voltages. Please check the static curve for more details.
6. The power supply is considered as a component that will be operated in combination with final equipment. Since EMC performance will be affected by the complete installation, the final equipment manufacturers must re-qualify EMC Directive on the complete installation again



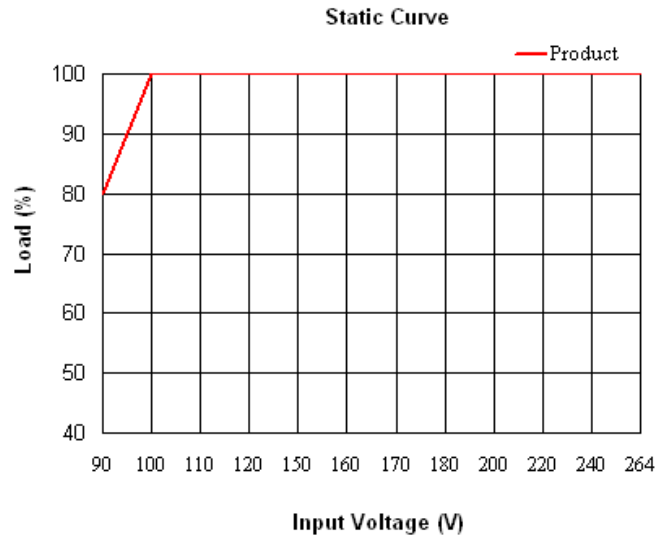


E. Electronic Curve

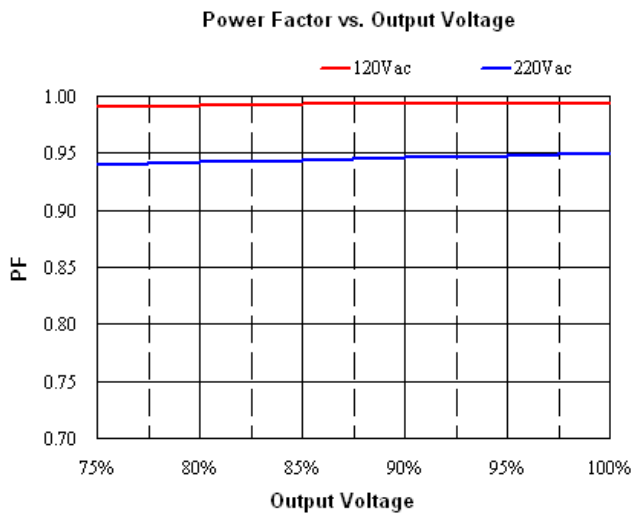
- Derating Curve



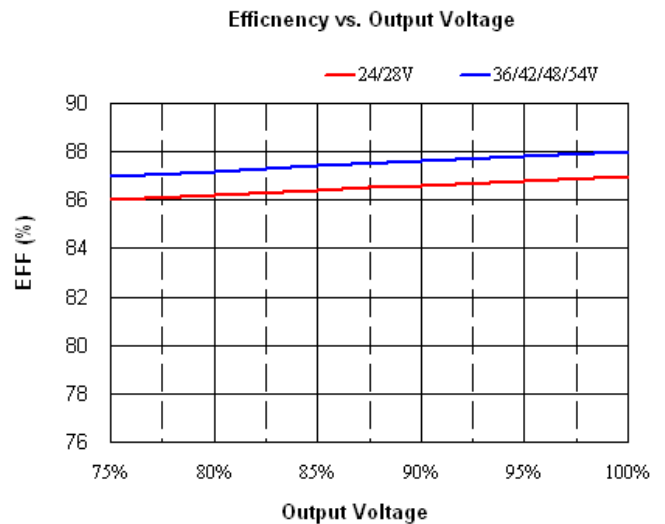
- Static Curve



- Power Factor Characteristics Curve

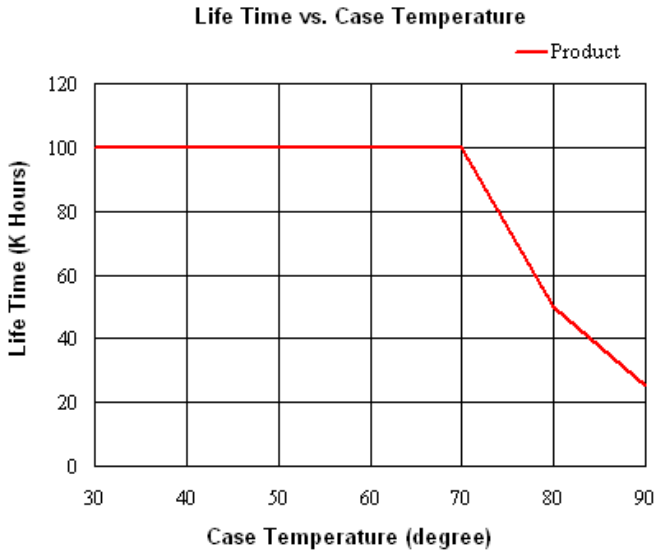


- Efficiency Characteristics Curve

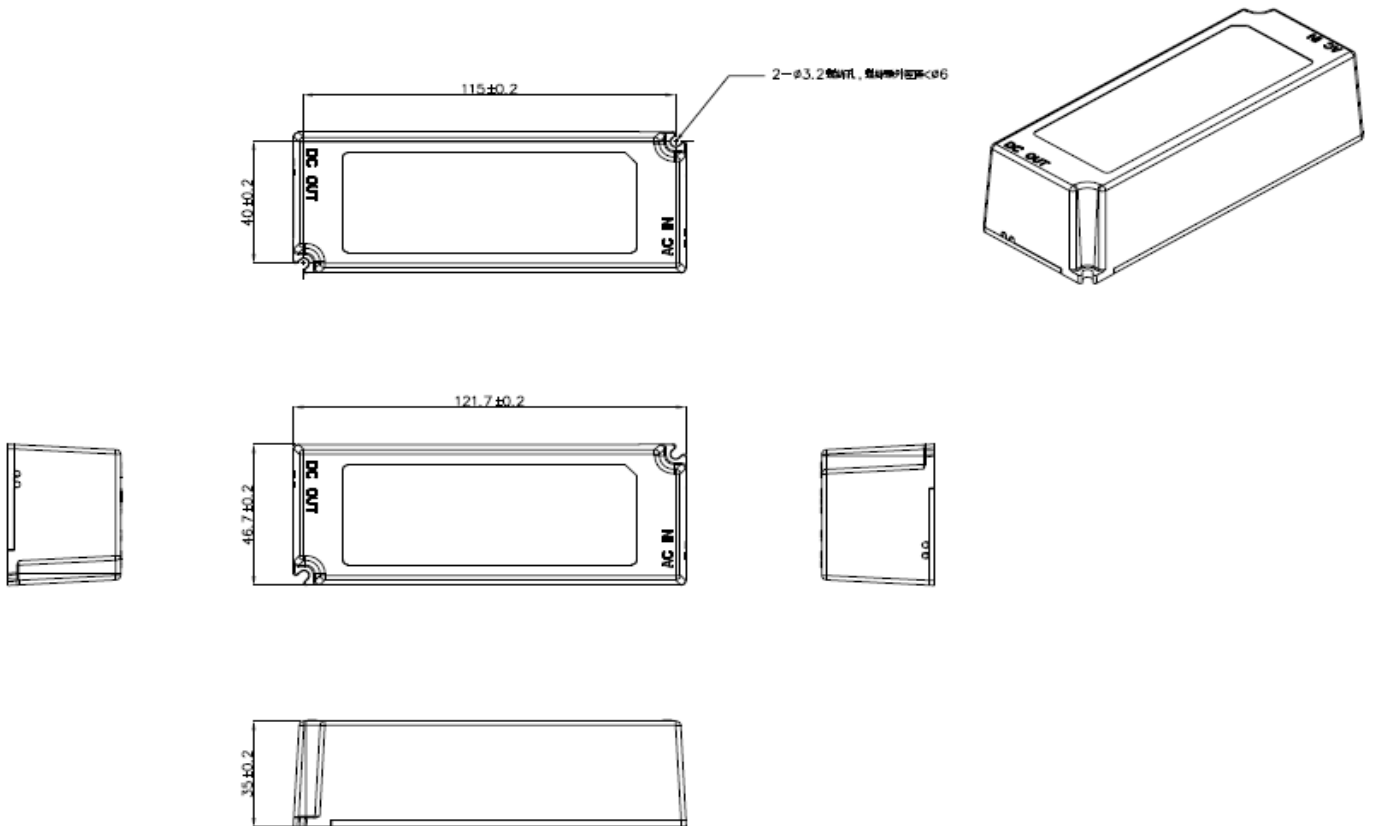




- Life Time vs. Case Temperature Curve



F. Mechanical Outline





High Quality
Evolution
Commitment

HEC-45LTN-XXPSCF Rev A

G. RoHS Compliance Outline

Our products comply with the European Directive 2011/65/EU, calling for the elimination of lead and other hazardous substances from electronic products.

H. Revision History

Change Date	Rev.	Description of Change		
		Item	From	To
2013-11-01	A	Datasheets Release	/	/

