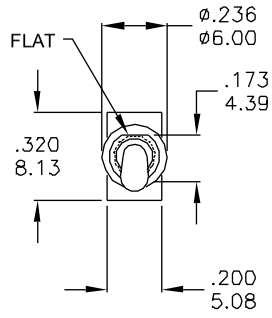

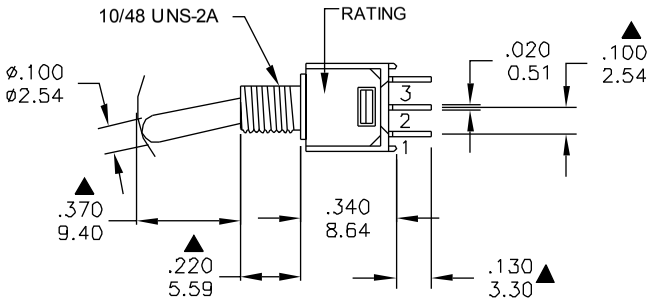

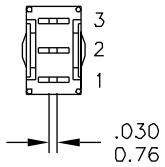

Model No.	POS.1	POS.2	POS.3
2MS1	ON	NONE	ON
Term. Comm.	2-3	N/A	2-1
SCHEMATIC	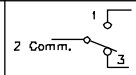		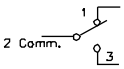

SWITCH FUNCTION

P.C. MOUNTING

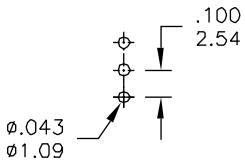

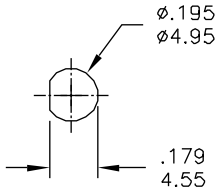

PANEL MOUNTING

SPECIFICATIONS

MECHANICAL LIFE: 30,000 make-and-break cycles.
CONTACT RESISTANCE: 20 mΩ max. initial @ 2-4VDC
100mA for both silver and gold plated contacts.
INSULATION RESISTANCE: 1,000 MΩ min.
DIELECTRIC STRENGTH: 1,000 Vrms min.@sea level.
OPERATING TEMPERATURE: -30°C to 85°C.

MATERIALS

CASE - Diallyl phthalate(DAP)(UL94V-0)
ACTUATOR - Brass,chrome plated
BUSHING - Brass,nickel plated
HOUSING - Stainless Steel
TERMINALS/CONTACT - Brass, with Silver or gold plated.
RoHS & Lead Free

RATING :
R : 0.4 Volt-Amps(VA) max. @20V max.(AC or DC)
Q : 1Amp @250VAC
3Amps @120 VAC or 28 VDC

SCALE (比例) : 3 : 2

TOLERANCE (公差) :
0.00 mm ± 0.25mm
0.0 mm ± 0.40mm
ANGULAR : ± 5°
FILE NAME :

ZONE	REV.	DESCRIPTION	DATE	APPD.
4				
3				
2				
1				

APPD:	Q'TY:	圓達實業股份有限公司 DIPTRONICS MANUFCTURING INC.	PART NAME: Sub - Miniature Toggle Switches
CHKD:	SCALE:		
DR:	REV: / UNITS: mm	PART NO: 2MS1T1B1M2QNS / MAT'L:	DWG NO: RD-2M-812
DESIGN:		FINISH:	