


PRODUCT SPECIFICATION

Model No.: E2-1030CUR1-CT

Descriptions & Features:
<ul style="list-style-type: none"> ■ Digital Display ■ Case mold type. ■ RoHS compliant. ■ Low current operation ■ Low power consumption. ■ Easy mounting on P.C. board or socket.



CUSTOMER APPROVED SIGNATURES	APPROVED BY	CHECKED BY	PREPARED BY

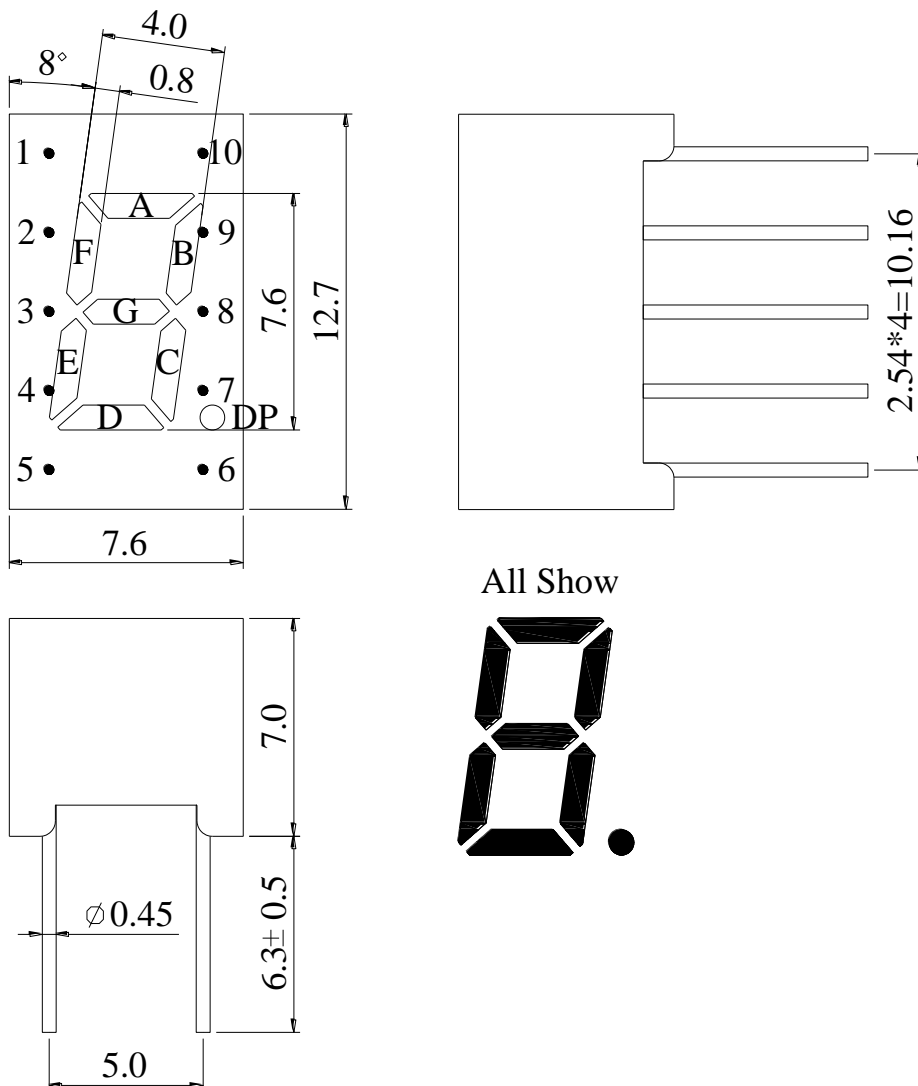
Model No.	E2-1030CUR1-CT
Rev.	A

Model No. : E2-1030CUR1-CT

■ -XX: REF Surface / Epoxy color

Color \ Number	0	1	2	3	4
REF Surface Color	<input type="radio"/> White	<input type="radio"/> Black	<input checked="" type="radio"/> Gray	<input type="radio"/> Red	<input type="radio"/> Green
Epoxy Color	<input type="radio"/> Water Clear	<input checked="" type="radio"/> White	<input type="radio"/> Red	<input type="radio"/> Green	<input type="radio"/> Yellow

■ Mechanical Dimensions



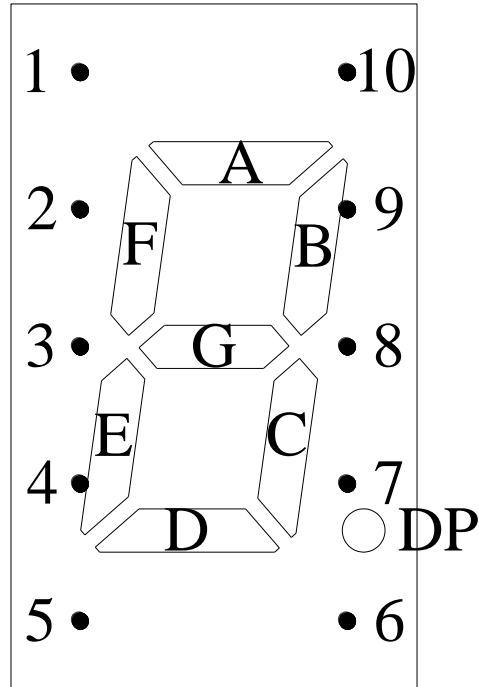
All Show

Notes:

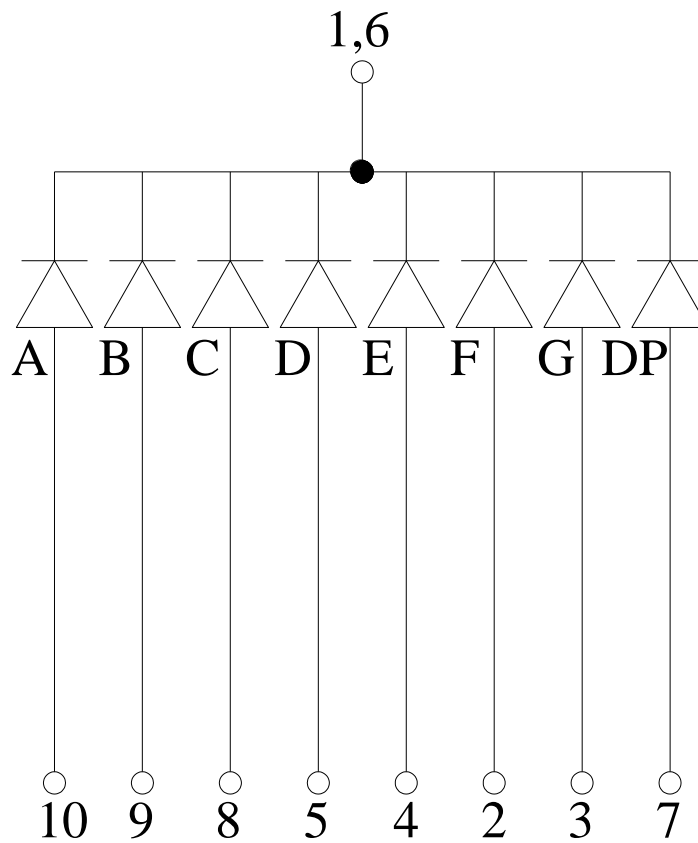
1. All pins are $\Phi 0.45$ [.018]mm
2. Dimension in millimeter [inch], tolerance is ± 0.25 [.010] and angle is $\pm 1^\circ$ unless otherwise noted.
3. Bending \leq Length*1%.
4. The specifications, characteristics and technical data described in the datasheet are subject to change without prior notice.

Model No. : E2-1030CUR1-CT

■ All Light On Segments Feature & Pin Position



■ Internal Circuit Diagrams



Model No.	E2-1030CUR1-CT
Rev.	A

Model No. : E2-1030CUR1-CT

■ Absolute maximum ratings

(Ta=25°C)

Parameter	Symbol	Test Condition	Value		Unit
			Min	Max	
Reverse Voltage	VR	IR=30	5	—	V
Forward Current	IF	—	—	30	mA
Power Dissipation	Pd	—	—	100	mW
Pulse Current	Ipeak	Duty=0.1mS,1KHz	—	150	mA
Operating Temperature	Topr	—	-40	+85	°C
Storage Temperature	Tstr	—	-40	+85	°C

■ Electrical-Optical Characteristics

● Color Code & Chip Characteristics:(Test Condition:IF=20mA)

(Ta=25°C)

Emitting Color	Dice Material	Peak Wave Length(λ_p)	Spectral Line halfwidth($\Delta\lambda/2$)	Forward Voltage(VF) Unit:V		Luminous Intensity (Iv) Unit:mcd	
				Typ	Max		
Standard brightness							
PR	Red	GaP	700nm	90nm	2.00	2.50	0.5~1
HR	Hi Red	AlGaAs	650nm	20nm	1.80	2.50	10~15
SR	Super Red	AlGaAs	640nm	20nm	1.90	2.50	20~30
HE	Orange	GaAsP	625nm	35nm	2.00	2.50	10~15
HO	Amber	GaAsP	610nm	35nm	2.00	2.50	10~15
HY	Yellow	GaAsP	590nm	35nm	2.00	2.50	10~15
HG	Green	GaP	570nm	10nm	2.20	2.50	10~15
SB	Blue	InGaN	430nm	60nm	3.40	4.40	4~8(mw)
			460nm		3.20	3.80	6~12(mw)
			470nm		3.20	3.80	6~12(mw)
PG	Pure Green	InGaN	520nm	36nm	3.00	3.80	6~12(mw)
SW	White	InGaN	X=0.29,Y=0.30	CCT:9500K	3.20	3.80	60~120
Ultra brightness							
UR	Ultra Red	AlGaInP	635nm	20nm	1.90	2.50	30~60
UE	Ultra Orange	AlGaInP	625nm	20nm	1.90	2.50	60~120
UO	Ultra Amber	AlGaInP	610nm	20nm	1.90	2.50	60~120
UY	Ultra Yellow	AlGaInP	590nm	20nm	1.90	2.50	60~120
UG	Ultra Green	AlGaInP	570nm	30nm	1.90	2.50	30~60
PG	Ultra Pure Green	InGaN	520nm	36nm	3.00	3.80	180~300
BG	Ultra Bluish Green	InGaN	505nm	36nm	3.00	3.80	180~300
UB	Ultra Blue	InGaN	460nm	30nm	3.20	3.80	60~120
			470nm	30nm	3.20	3.80	60~120
UW	Ultra White	InGaN	X=0.29,Y=0.30	CCT:9500K	3.20	3.80	120~200
Segment-to-Segment Luminous Intensity ratio(Iv-M)				1.5:1			

Note:

- 1.Luminous Intensity is based on the Long Da standards.
- 2.Pay attention about static for InGaN