


绕线型片式电感器 Wire Wound Chip Inductor



绕线型片式电感器是对传统电感器进行技术改进，缩小体积，把引线改为适合表面贴装的端电极结构，是采用高精度的线圈骨架及高超的绕线技术相结合的完美结合物。

Wire wound chip inductor is a perfect combine by means of combining high precision coil framework with superb wound technology. Comparable with traditional inductor, it is improved technology, reduced volume and changed the lead into a kind of terminal electrode structure suitable for SMT.

特征 FEATURES

- 体积小，适合高密度表面贴装
- 采用端电极结构，很好地抑制了引线引起的寄生元件效应，具有高可靠性
- 优良的焊接性和耐焊性
- 更好的频率特性和更强的抗干扰能力
- Miniature size, suitable for SMT
- Using terminal electrode structure to restrain the parasitic component effect quite caused by lead;
- Excellent in solderability and heat resistance;
- Best frequency special property and intense ability to resist interference.

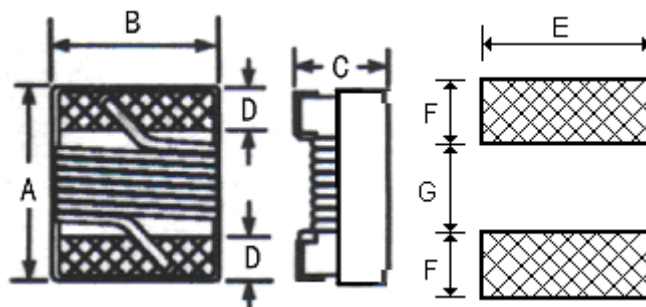
应用 APPLICATIONS

- 移动通信、PDA
- 各种高频回路
- 抑制各种高频杂波
- Portable communication equipment and PDA
- High speed electronic device
- Used for radiation high speed noise suppression

产品规格型号表示方法 ORDERING CODE

FHW	0805	UC	068	J	G	T
①	②	③	④	⑤	⑥	⑦
① 产品代号 Code	② 规格尺寸 Dimensions (L×W) (mm)	③ 材料 Material	④ 感量(nH) Inductance	⑤ 误差(%) Tolerance	⑥ 电极 Terminal	⑦ 包装方式 Packaging Style
FHW	0402 1.0×0.5	UC 陶瓷芯 Ceramic	1N0 1.0	F ±1	G GOLD	T 卷带盘装 Tape&Reel
	0603 1.6×0.8	HC	010 10	G ±2	S TIN	B 散装 Bulk
	0805 2.0×1.2	UF 铁氧体芯 Ferrite	R10 100	J ±5		
	1008 2.5×2.0		1R0 1000	K ±10		
	1210 3.2×2.5		100 10000	M ±20		
	1812 4.5×3.2		101 100000			
			102 1000000			

外形尺寸 Dimensions



单位(Unit): mm/inch

Part NO.	A (Max.)	B (Max.)	C (Max.)	D	E	F	G
0402	1.30 (.051)	0.70 (.028)	0.70 (.028)	0.23 (.009)	0.64 (.025)	0.40 (.016)	0.64 (.025)
0603	1.78 (.070)	1.10 (.043)	0.95 (.037)	0.30 (.012)	1.02 (.04)	0.64 (.025)	0.64 (.025)
0805	2.30 (.091)	1.70 (.067)	1.52 (.060)	0.50 (.020)	1.78 (.07)	1.02 (.04)	0.76 (.03)
1008	2.92 (.115)	2.79 (.110)	2.10 (.083)	0.50 (.020)	2.54 (.10)	1.02 (.04)	1.27 (.05)
1210	3.50 (.138)	2.90 (.114)	2.25 (.088)	0.50 (.020)	2.54 (.10)	1.02 (.04)	1.78 (.07)
1812	4.80 (.189)	3.40 (.134)	3.15 (.124)	0.65 (.026)	3.05 (.12)	1.14 (.045)	3.00 (.118)

电性能参数 Electrical Characteristics

0402UC Series

Part Number	Inductance (nH)	Tolerance (%)	Q Min	SRF (MHz) Min	DCR(Ω) Max	Idc (mA) Max
FHW0402UC1N0□GT	1.0@250MHz	10	13	10000	0.045	1360
FHW0402UC2N2□GT	2.2@250MHz	10	18	6000	0.070	960
FHW0402UC2N7□GT	2.7@250MHz	10	15	6000	0.120	640
FHW0402UC3N3□GT	3.3@250MHz	10	20	6000	0.066	840
FHW0402UC3N9□GT	3.9@250MHz	10	20	6000	0.066	840
FHW0402UC4N7□GT	4.7@250MHz	10	18	4500	0.200	640
FHW0402UC5N6□GT	5.6@250MHz	10,5	20	4800	0.083	760
FHW0402UC6N8□GT	6.8@250MHz	10,5	23	4800	0.260	680
FHW0402UC8N2□GT	8.2@250MHz	10,5	25	4400	0.100	680
FHW0402UC010□GT	10@250MHz	10,5,2	25	3900	0.200	480
FHW0402UC012□GT	12@250MHz	10,5,2	25	3600	0.120	640
FHW0402UC015□GT	15@250MHz	10,5,2	25	3280	0.170	560
FHW0402UC018□GT	18@250MHz	10,5,2	25	3100	0.230	420
FHW0402UC022□GT	22@250MHz	10,5,2	25	2800	0.300	400
FHW0402UC027□GT	27@250MHz	10,5,2	25	2480	0.300	400
FHW0402UC033□GT	33@250MHz	10,5,2	25	2350	0.600	400
FHW0402UC039□GT	39@250MHz	10,5,2	25	2100	0.550	200
FHW0402UC047□GT	47@250MHz	10,5,2	25	2100	0.83	150
FHW0402UC056□GT	56@250MHz	10,5,2	25	1760	0.97	100
FHW0402UC068□GT	68@250MHz	10,5,2	25	1620	1.12	100
FHW0402UC082□GT	82@250MHz	10,5,2	25	1260	1.70	50
FHW0402UCR10□GT	100@250MHz	10,5,2	25	1160	2.00	30
FHW0402UCR12□GT	120@250MHz	10,5,2	25	1100	2.20	30

0603UC Series

Part Number	Inductance (nH)	Tolerance (%)	Q Min	SRF (MHz) Min	DCR(Ω) Max	Idc (mA) Max
FHW0603UC1N6□GT	1.6@250MHZ	10	18@250MHZ	12500	0.040	700
FHW0603UC1N8□GT	1.8@250MHZ	10	16@250MHZ	12500	0.045	700
FHW0603UC2N2□GT	2.2@250MHZ	10	12@250MHZ	10000	0.090	700
FHW0603UC3N3□GT	3.3@250MHZ	10	20@250MHZ	5900	0.075	700
FHW0603UC3N6□GT	3.6@250MHZ	10,5	22@250MHZ	5900	0.075	700
FHW0603UC3N9□GT	3.9@250MHZ	10,5	22@250MHZ	6900	0.080	700
FHW0603UC4N3□GT	4.3@250MHZ	10,5	22@250MHZ	5900	0.075	700
FHW0603UC4N7□GT	4.7@250MHZ	10,5	20@250MHZ	5800	0.116	700
FHW0603UC5N1□GT	5.1@250MHZ	10,5	20@250MHZ	5700	0.120	700
FHW0603UC5N6□GT	5.6@250MHZ	10	18@250MHZ	5700	0.200	700
FHW0603UC6N8□GT	6.8@250MHZ	10,5	27@250MHZ	5800	0.110	700
FHW0603UC7N5□GT	7.5@250MHZ	10,5	28@250MHZ	4800	0.110	700
FHW0603UC8N2□GT	8.2@250MHZ	10,5	28@250MHZ	4700	0.120	700
FHW0603UC9N5□GT	9.5@250MHZ	10,5	26@250MHZ	5400	0.150	700
FHW0603UC010□GT	10@250MHZ	10,5,2	31@250MHZ	4800	0.130	700

Part Number	Inductance (nH)	Tolerance (%)	Q Min	SRF (MHz) Min	DCR(Ω) Max	Idc (mA) Max
FHW0603UC012□GT	12@250MHZ	10,5,2	35@250MHZ	4000	0.130	700
FHW0603UC015□GT	15@250MHZ	10,5,2	30@250MHZ	4000	0.150	700
FHW0603UC018□GT	18@250MHZ	10,5,2	35@250MHZ	3100	0.170	700
FHW0603UC022□GT	22@250MHZ	10,5,2	38@250MHZ	3000	0.190	700
FHW0603UC027□GT	27@250MHZ	10,5,2	36@250MHZ	2800	0.220	600
FHW0603UC033□GT	33@250MHZ	10,5,2	36@250MHZ	2300	0.220	600
FHW0603UC036□GT	36@250MHZ	10,5,2	36@250MHZ	2080	0.250	600
FHW0603UC039□GT	39@250MHZ	10,5,2	40@250MHZ	2200	0.250	600
FHW0603UC043□GT	43@250MHZ	10,5,2	36@250MHZ	2000	0.280	600
FHW0603UC047□GT	47@200MHZ	10,5,2	36@200MHZ	2000	0.280	600
FHW0603UC056□GT	56@200MHZ	10,5,2	38@200MHZ	1900	0.280	600
FHW0603UC068□GT	68@200MHZ	10,5,2	36@200MHZ	1700	0.340	600
FHW0603UC075□GT	75@150MHZ	10,5,2	30@150MHZ	1400	0.600	400
FHW0603UC082□GT	82@150MHZ	10,5,2	34@150MHZ	1700	0.550	400
FHW0603UCR10□GT	100@150MHZ	10,5,2	30@150MHZ	1400	0.630	400
FHW0603UCR12□GT	120@150MHZ	10,5,2	32@150MHZ	1300	0.730	300
FHW0603UCR15□GT	150@150MHZ	10,5,2	28@150MHZ	990	0.800	280
FHW0603UCR18□GT	180@100MHZ	10,5,2	25@100MHZ	990	1.450	240
FHW0603UCR20□GT	200@100MHZ	10,5	25@100MHZ	900	1.550	200
FHW0603UCR22□GT	220@100MHZ	10,5	25@100MHZ	900	1.600	200
FHW0603UCR27□GT	270@100MHZ	10,5	24@100MHZ	520	1.400	170
FHW0603UCR33□GT	330@100MHZ	10,5	24@100MHZ	500	1.600	160
FHW0603UCR39□GT	390@100MHZ	10,5	24@100MHZ	400	2.200	150

0805UC Series

Part Number	Inductance (nH)	Tolerance (%)	Q Min	SRF (MHz) Min	DCR(Ω) Max	Idc (mA) Max
FHW0805UC2N2□GT	2.2@250MHZ	10	50@1500MHZ	8500	0.030	800
FHW0805UC2N7□GT	2.7@250MHZ	10,5	50@1500MHZ	8000	0.045	800
FHW0805UC3N3□GT	3.3@250MHZ	10	35@1500MHZ	7900	0.090	600
FHW0805UC4N7□GT	4.7@250MHZ	10	40@1000MHZ	6000	0.050	600
FHW0805UC5N6□GT	5.6@250MHZ	10,5	50@1000MHZ	5500	0.065	600
FHW0805UC6N8□GT	6.8@250MHZ	10,5	50@1000MHZ	5500	0.110	600
FHW0805UC8N2□GT	8.2@250MHZ	10,5	35@1000MHZ	4700	0.200	600
FHW0805UC010□GT	10@250MHZ	10,5,2	50@500MHZ	4200	0.150	600
FHW0805UC012□GT	12@250MHZ	10,5,2	50@500MHZ	4000	0.150	600
FHW0805UC015□GT	15@250MHZ	10,5	45@500MHZ	3400	0.170	600
FHW0805UC018□GT	18@250MHZ	10,5,2	55@500MHZ	3300	0.200	600
FHW0805UC022□GT	22@250MHZ	10,5,2	55@500MHZ	2600	0.220	500
FHW0805UC027□GT	27@250MHZ	10,5,2	55@500MHZ	2500	0.250	500
FHW0805UC033□GT	33@250MHZ	10,5,2	55@500MHZ	2050	0.270	500
FHW0805UC039□GT	39@250MHZ	10,5,2	55@500MHZ	2000	0.290	500
FHW0805UC047□GT	47@200MHZ	10,5,2	55@500MHZ	1650	0.310	500
FHW0805UC056□GT	56@200MHZ	10,5,2	55@500MHZ	1550	0.340	500
FHW0805UC068□GT	68@200MHZ	10,5,2	55@500MHZ	1450	0.380	500
FHW0805UC075□GT	75@200MHZ	10,5,2	55@500MHZ	1400	0.400	400
FHW0805UC082□GT	82@150MHZ	10,5,2	55@500MHZ	1300	0.420	400
FHW0805UCR10□GT	100@150MHZ	10,5,2	50@500MHZ	1200	0.460	400
FHW0805UCR12□GT	120@150MHZ	10,5,2	45@250MHZ	1100	0.510	400
FHW0805UCR15□GT	150@100MHZ	10,5,2	45@250MHZ	920	0.560	400
FHW0805UCR18□GT	180@100MHZ	10,5	45@250MHZ	870	0.640	400
FHW0805UCR22□GT	220@100MHZ	10,5	40@250MHZ	850	1.050	400
FHW0805UCR27□GT	270@100MHZ	10,5,2	40@250MHZ	650	1.100	350
FHW0805UCR33□GT	330@100MHZ	10,5	40@250MHZ	600	1.400	310
FHW0805UCR39□GT	390@100MHZ	10,5	40@250MHZ	560	1.500	290
FHW0805UCR47□GT	470@50MHZ	10,5	33@100MHZ	375	2.000	250

Part Number	Inductance (nH)	Tolerance (%)	Q Min	SRF (MHz) Min	DCR(Ω) Max	Idc (mA) Max
FHW0805UCR56□GT	560@25MHz	10,5	23@50MHz	340	1.900	230
FHW0805UCR68□GT	680@25MHz	10,5	23@50MHz	300	2.100	190
FHW0805UCR82□GT	820@25MHz	10,5	23@50MHz	250	2.140	180
FHW0805UC1R0□GT	1000@25MHz	10,5	20@50MHz	200	2.400	170
FHW0805UC1R2□GT	1200@7.9MHz	10,5	18@50MHz	180	2.550	170
FHW0805UC1R5□GT	1500@7.9MHz	10,5	18@50MHz	170	2.800	160
FHW0805UC1R8□GT	1800@7.9MHz	10,5	18@50MHz	140	3.800	150
FHW0805UC2R2□GT	2200@7.9MHz	10,5	16@7.9MHz	50	4.200	150

1008UC Series

Part Number	Inductance (nH)	Tolerance (%)	Q Min	SRF (MHz) Min	DCR(Ω) Max	Idc (mA) Max
FHW1008UC3N9□GT	3.9@50MHz	10,5	50@1500MHz	6000	0.035	1000
FHW1008UC4N7□GT	4.7@50MHz	10,5	50@1500MHz	6000	0.045	1000
FHW1008UC5N6□GT	5.6@50MHz	10,5	30@1000MHz	6000	0.180	1000
FHW1008UC8N2□GT	8.2 @50MHz	10,5	50@1000MHz	5000	0.050	1000
FHW1008UC010□GT	10@50MHz	10,5,2	50@500MHz	4100	0.080	1000
FHW1008UC012□GT	12@50MHz	10,5,2	50@500MHz	3300	0.090	1000
FHW1008UC015□GT	15@50MHz	10,5,2	45@500MHz	2500	0.150	1000
FHW1008UC018□GT	18@50MHz	10,5,2	50@350MHz	2500	0.110	1000
FHW1008UC022□GT	22@50MHz	10,5,2	55@350MHz	2400	0.120	1000
FHW1008UC027□GT	27@50MHz	10,5,2	55@350MHz	1600	0.130	1000
FHW1008UC033□GT	33@50MHz	10,5,2	60@350MHz	1600	0.140	1000
FHW1008UC039□GT	39@50MHz	10,5,2	60@350MHz	1500	0.150	1000
FHW1008UC047□GT	47@50MHz	10,5,2	65@350MHz	1500	0.160	1000
FHW1008UC056□GT	56@50MHz	10,5,2	65@350MHz	1100	0.180	1000
FHW1008UC068□GT	68@50MHz	10,5,2	65@350MHz	1000	0.200	1000
FHW1008UC082□GT	82@50MHz	10,5,2	60@350MHz	1000	0.220	1000
FHW1008UCR10□GT	100@25MHz	10,5,2	60@350MHz	1000	0.560	650
FHW1008UCR12□GT	120@25MHz	10,5,2	60@350MHz	950	0.630	650
FHW1008UCR15□GT	150@25MHz	10,5,2	45@100MHz	800	0.700	580
FHW1008UCR18□GT	180@25MHz	10,5	45@100MHz	640	0.770	620
FHW1008UCR22□GT	220@25MHz	10,5	45@100MHz	620	0.840	500
FHW1008UCR27□GT	270@25MHz	10,5,2	45@100MHz	600	0.910	500
FHW1008UCR33□GT	330@25MHz	10,5,2	45@100MHz	500	1.050	450
FHW1008UCR39□GT	390@25MHz	10,5,2	45@100MHz	480	1.120	470
FHW1008UCR47□GT	470@25MHz	10,5,2	45@100MHz	450	1.190	470
FHW1008UCR56□GT	560@25MHz	10,5,2	45@100MHz	415	1.330	400
FHW1008UCR68□GT	680@25MHz	10,5,2	45@100MHz	375	1.470	400
FHW1008UCR82□GT	820@25MHz	10,5	45@100MHz	250	1.610	400
FHW1008UC1R0□GT	1000@25MHz	10,5	35@50MHz	210	1.750	370
FHW1008UC1R2□GT	1200@7.9MHz	10,5	35@50MHz	200	2.000	310
FHW1008UC1R5□GT	1500@7.9MHz	10,5	28@50MHz	180	2.300	330
FHW1008UC1R8□GT	1800@7.9MHz	10,5	28@50MHz	160	2.600	300
FHW1008UC2R2□GT	2200@7.9MHz	10,5	20@50MHz	90	2.800	280
FHW1008UC2R7□GT	2700@7.9MHz	10,5	22@25MHz	80	3.200	290
FHW1008UC3R3□GT	3300@7.9MHz	10,5	22@25MHz	70	3.400	290
FHW1008UC3R9□GT	3900@7.9MHz	10,5	16@25MHz	60	3.600	260
FHW1008UC4R7□GT	4700@7.9MHz	10,5	18@25MHz	60	4.000	260
FHW1008UC5R6□GT	5600@7.9MHz	10,5	18@7.9MHz	55	7.600	240
FHW1008UC6R8□GT	6800@7.9MHz	10,5	18@7.9MHz	50	8.200	200
FHW1008UC8R2□GT	8200@7.9MHz	10,5	18@7.9MHz	40	8.200	170

1210HC Series

Part Number	Inductance (nH)	Tolerance (%)	Q Min	SRF (MHz) Min	DCR(Ω) Max	Idc (mA) Max
FHW1210HC3N9□GT	3.9@100MHz	10	30@300MHz	6000	0.050	1000
FHW1210HC4N7□GT	4.7@100MHz	10,5	30@300MHz	5800	0.065	1000
FHW1210HC8N2□GT	8.2@100MHz	10	30@300MHz	5500	0.070	1000
FHW1210HC010□GT	10@100MHz	10,5,2	40@300MHz	4000	0.080	1000
FHW1210HC012□GT	12@100MHz	10,5	40@300MHz	3200	0.080	1000
FHW1210HC015□GT	15@100MHz	10,5	40@300MHz	3200	0.100	1000
FHW1210HC018□GT	18@100MHz	10,5,2	50@300MHz	2800	0.100	1000
FHW1210HC022□GT	22@100MHz	10,5	50@300MHz	2000	0.100	1000
FHW1210HC027□GT	27@100MHz	10,5,2	50@300MHz	1800	0.110	1000
FHW1210HC033□GT	33@100MHz	10,5,2	55@300MHz	1800	0.110	1000
FHW1210HC039□GT	39@100MHz	10,5,2	55@300MHz	1800	0.120	1000
FHW1210HC047□GT	47@100MHz	10,5,2	55@300MHz	1500	0.130	1000
FHW1210HC056□GT	56@100MHz	10,5,2	55@300MHz	1450	0.140	1000
FHW1210HC068□GT	68@100MHz	10,5,2	55@300MHz	1200	0.150	900
FHW1210HC082□GT	82@100MHz	10,5,2	55@300MHz	1000	0.200	900
FHW1210HCR10□GT	100@100MHz	10,5,2	55@300MHz	900	0.210	850
FHW1210HCR12□GT	120@100MHz	10,5,2	60@300MHz	800	0.210	800
FHW1210HCR15□GT	150@100MHz	10,5,2	60@300MHz	780	0.250	750
FHW1210HCR18□GT	180@50MHz	10,5,2	60@300MHz	760	0.300	700
FHW1210HCR22□GT	220@50MHz	10,5,2	60@300MHz	650	0.320	670
FHW1210HCR27□GT	270@50MHz	10,5,2	55@300MHz	620	0.340	630
FHW1210HCR33□GT	330@50MHz	10,5,2	45@150MHz	600	0.380	590
FHW1210HCR39□GT	390@50MHz	10,5,2	45@150MHz	510	0.580	530
FHW1210HCR47□GT	470@50MHz	10,5,2	45@150MHz	500	0.800	490
FHW1210HCR56□GT	560@35MHz	10,5	45@150MHz	420	1.100	460
FHW1210HCR68□GT	680@35MHz	10,5,2	45@150MHz	400	1.200	430
FHW1210HCR82□GT	820@35MHz	10,5,2	45@150MHz	370	1.820	400
FHW1210HC1R0□GT	1000@35MHz	10,5,2	45@150MHz	340	1.850	320
FHW1210HC1R2□GT	1200@35MHz	10,5	35@150MHz	220	1.870	300
FHW1210HC1R5□GT	1500@7.9MHz	10,5	30@50MHz	160	1.950	310
FHW1210HC1R8□GT	1800@7.9MHz	10,5	30@50MHz	160	2.250	310
FHW1210HC2R2□GT	2200@7.9MHz	10,5	30@50MHz	110	2.410	310
FHW1210HC2R7□GT	2700@7.9MHz	10,5	25@25MHz	100	2.850	300
FHW1210HC3R3□GT	3300@7.9MHz	10,5	20@25MHz	85	3.120	300
FHW1210HC3R9□GT	3900@7.9MHz	10,5	20@25MHz	80	3.600	290
FHW1210HC4R7□GT	4700@7.9MHz	10,5	16@25MHz	60	4.000	280
FHW1210HC5R6□GT	5600@7.9MHz	10,5	20@7.9MHz	60	5.000	250
FHW1210HC6R8□GT	6800@7.9MHz	10,5	20@7.9MHz	55	8.000	230
FHW1210HC8R2□GT	8200@7.9MHz	10,5	20@7.9MHz	50	8.600	170

0805UF Series

Part Number	Inductance (μH)	Tolerance (%)	Q Min	SRF (MHz) Min	DCR(Ω) Max	Idc (mA) Max
FHW0805UF1R0□ST	1.0@7.96MHz	10,5	12@7.96MHz	360	1.00	430
FHW0805UF1R2□ST	1.2@7.96MHz	10,5	12@7.96MHz	350	1.15	410
FHW0805UF1R5□ST	1.5@7.96MHz	10,5	12@7.96MHz	300	1.20	400
FHW0805UF1R8□ST	1.8@7.96MHz	10,5	12@7.96MHz	200	1.35	380
FHW0805UF2R2□ST	2.2@7.96MHz	10,5	12@7.96MHz	170	1.50	350
FHW0805UF2R7□ST	2.7@7.96MHz	10,5	12@7.96MHz	100	1.70	320
FHW0805UF3R3□ST	3.3@7.96MHz	10,5	12@7.96MHz	90	1.80	300
FHW0805UF3R9□ST	3.9@7.96MHz	10,5	12@7.96MHz	90	1.95	280
FHW0805UF4R7□ST	4.7@7.96MHz	10,5	12@7.96MHz	85	2.05	250
FHW0805UF5R6□ST	5.6@7.96MHz	10,5	12@7.96MHz	70	2.30	240
FHW0805UF6R8□ST	6.8@7.96MHz	10,5	12@7.96MHz	55	2.60	220
FHW0805UF8R2□ST	8.2@7.96MHz	10,5	12@7.96MHz	50	3.00	180

Part Number	Inductance (μH)	Tolerance (%)	Q Min	SRF (MHz) Min	DCR(Ω) Max	Idc (mA) Max
FHW0805UF100□ST	10@2.52MHz	10,5	10@2.52MHz	30	3.20	150
FHW0805UF120□ST	12@2.52MHz	10,5	10@2.52MHz	17	3.50	110
FHW0805UF150□ST	15@2.52MHz	10,5	10@2.52MHz	16	4.20	100
FHW0805UF180□ST	18@2.52MHz	10,5	10@2.52MHz	15	4.50	95
FHW0805UF220□ST	22@2.52MHz	10,5	10@2.52MHz	14	6.00	80

1008IF Series

Part Number	Inductance (μH)	Tolerance (%)	Q Min	SRF (MHz) Min	DCR(Ω) Max	Idc (mA) Max
FHW1008IF1R0□ST	1.0@25MHz	10,5	18@25MHz	300	0.55	580
FHW1008IF1R2□ST	1.2@7.96MHz	10,5	18@7.96MHz	250	0.75	550
FHW1008IF1R5□ST	1.5@7.96MHz	10,5	18@7.96MHz	230	0.85	400
FHW1008IF1R8□ST	1.8@7.96MHz	10,5	18@7.96MHz	168	0.95	320
FHW1008IF2R2□ST	2.2@7.96MHz	10,5	18@7.96MHz	150	1.30	315
FHW1008IF2R7□ST	2.7@7.96MHz	10,5	18@7.96MHz	100	1.40	300
FHW1008IF3R3□ST	3.3@7.96MHz	10,5	18@7.96MHz	80	1.50	280
FHW1008IF3R9□ST	3.9@7.96MHz	10,5	18@7.96MHz	60	1.55	250
FHW1008IF4R7□ST	4.7@7.96MHz	10,5	18@7.96MHz	50	1.75	210
FHW1008IF5R6□ST	5.6@7.96MHz	10,5	15@7.96MHz	40	1.90	190
FHW1008IF6R8□ST	6.8@7.96MHz	10,5	15@7.96MHz	35	2.00	175
FHW1008IF8R2□ST	8.2@7.96MHz	10,5	15@7.96MHz	25	2.20	160
FHW1008IF100□ST	10@2.52MHz	10,5	12@2.52MHz	25	2.50	155
FHW1008IF120□ST	12@2.52MHz	10,5	12@2.52MHz	20	2.60	145
FHW1008IF150□ST	15@2.52MHz	10,5	12@2.52MHz	20	3.00	130
FHW1008IF180□ST	18@2.52MHz	10,5	12@2.52MHz	20	3.00	130
FHW1008IF220□ST	22@2.52MHz	10,5	12@2.52MHz	18	3.90	105
FHW1008IF270□ST	27@2.52MHz	10,5	12@2.52MHz	10	4.00	100
FHW1008IF330□ST	33@2.52MHz	10,5	10@2.52MHz	8	4.80	85
FHW1008IF390□ST	39@2.52MHz	10,5	10@2.52MHz	7	5.00	80
FHW1008IF470□ST	47@2.52MHz	10,5	10@2.52MHz	7	5.70	60
FHW1008IF560□ST	56@2.52MHz	10,5	10@2.52MHz	6.5	6.00	55
FHW1008IF680□ST	68@2.52MHz	10,5	10@2.52MHz	6.5	6.70	50
FHW1008IF820□ST	82@2.52MHz	10,5	10@2.52MHz	6.5	7.50	45
FHW1008IF101□ST	100@0.796MHz	10,5	8@0.796MHz	4.5	11.0	40
FHW1008IF121□ST	120@0.796MHz	10,5	8@0.796MHz	3	13.0	30
FHW1008IF151□ST	150@0.796MHz	10,5	8@0.796MHz	3	15.0	25
FHW1008IF221□ST	220@0.796MHz	10	8@0.796MHz	2.5	18.0	20

1210IF Series

Part Number	Inductance (μH)	Tolerance (%)	Q Min	SRF (MHz) Min	DCR(Ω) Max	Idc (mA) Max
FHW1210IF1R0□ST	1.0@7.96MHz	10,5	20@7.96MHz	220	0.3	450
FHW1210IF1R2□ST	1.2@7.96MHz	10,5	20@7.96MHz	210	0.3	450
FHW1210IF1R5□ST	1.5@7.96MHz	10,5	20@7.96MHz	200	0.4	450
FHW1210IF1R8□ST	1.8@7.96MHz	10,5	20@7.96MHz	195	0.5	450
FHW1210IF2R2□ST	2.2@7.96MHz	10,5	20@7.96MHz	175	0.6	450
FHW1210IF2R7□ST	2.7@7.96MHz	10,5	20@7.96MHz	120	0.7	420
FHW1210IF3R3□ST	3.3@7.96MHz	10,5	20@7.96MHz	80	1.1	380
FHW1210IF3R9□ST	3.9@7.96MHz	10,5	20@7.96MHz	75	1.2	360
FHW1210IF4R7□ST	4.7@7.96MHz	10,5	18@7.96MHz	60	1.3	350
FHW1210IF5R6□ST	5.6@7.96MHz	10,5	18@7.96MHz	50	2.0	320
FHW1210IF6R8□ST	6.8@7.96MHz	10,5	18@7.96MHz	35	1.5	310
FHW1210IF8R2□ST	8.2@7.96MHz	10,5	18@7.96MHz	35	1.6	305
FHW1210IF100□ST	10@2.52MHz	10,5	15@2.52MHz	30	1.0	300
FHW1210IF120□ST	12@2.52MHz	10,5	15@2.52MHz	25	1.2	265
FHW1210IF150□ST	15@2.52MHz	10,5	15@2.52MHz	22	2.0	225
FHW1210IF180□ST	18@2.52MHz	10,5	15@2.52MHz	22	2.1	210
FHW1210IF220□ST	22@2.52MHz	10,5	15@2.52MHz	20	2.4	200

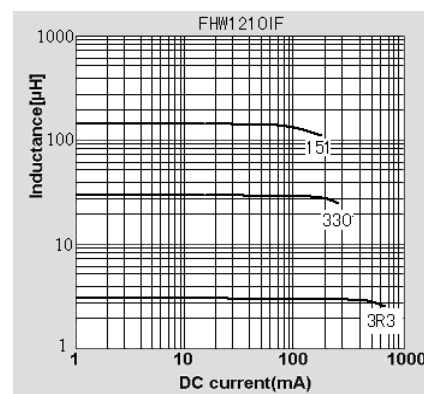
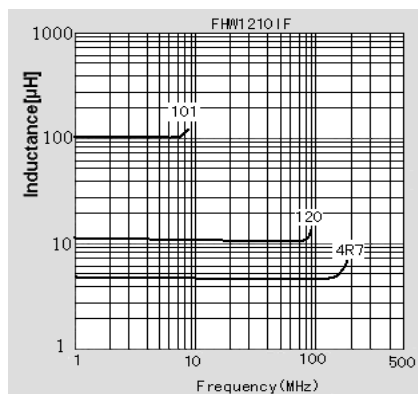
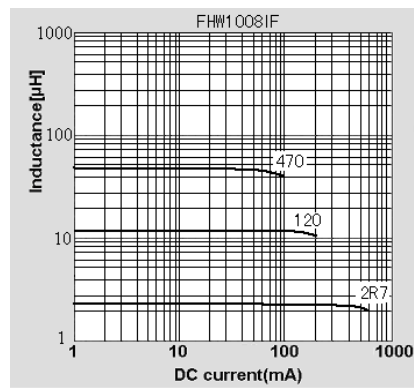
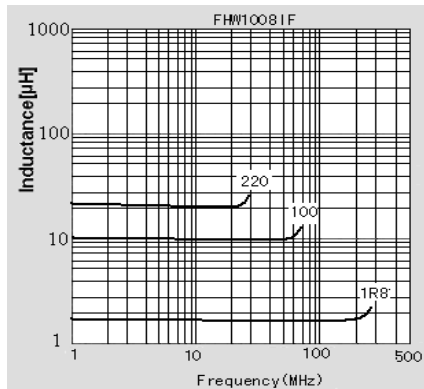
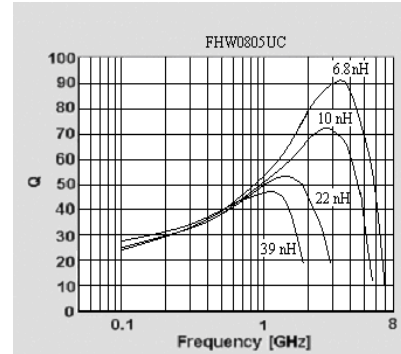
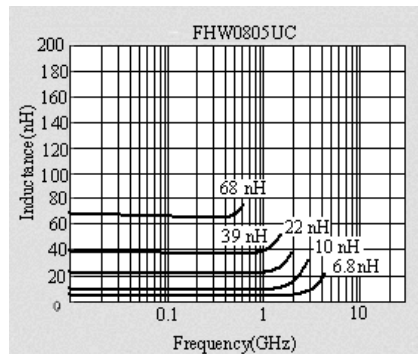
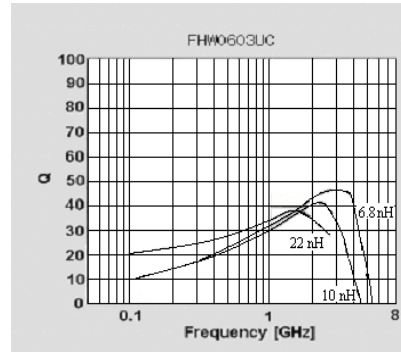
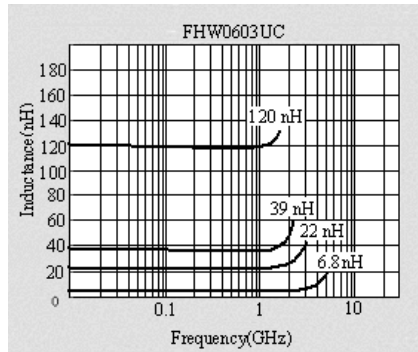
Part Number	Inductance (μH)	Tolerance (%)	Q Min	SRF (MHz) Min	DCR(Ω) Max	Idc (mA) Max
FHW1210IF270□ST	27@2.52MHz	10,5	15@2.52MHz	18	2.7	180
FHW1210IF330□ST	33@2.52MHz	10,5	15@2.52MHz	15	2.9	160
FHW1210IF390□ST	39@2.52MHz	10,5	15@2.52MHz	16	4.7	150
FHW1210IF470□ST	47@2.52MHz	10,5	15@2.52MHz	10	5.2	140
FHW1210IF560□ST	56@2.52MHz	10,5	15@2.52MHz	8.0	5.6	125
FHW1210IF680□ST	68@2.52MHz	10,5	12@2.52MHz	5.0	4.7	110
FHW1210IF820□ST	82@2.52MHz	10,5	12@2.52MHz	5.0	5.6	100
FHW1210IF101□ST	100@0.796MHz	10,5	10@0.796MHz	5.0	6.8	95
FHW1210IF121□ST	120@0.796MHz	10,5	10@0.796MHz	4.0	7.9	85
FHW1210IF151□ST	150@0.796MHz	10,5	10@0.796MHz	4.0	9.0	80
FHW1210IF181□ST	180@0.796MHz	10,5	8@0.796MHz	3.0	14.5	70
FHW1210IF221□ST	220@0.796MHz	10,5	8@0.796MHz	2.6	16.5	65
FHW1210IF271□ST	270@0.796MHz	10	8@0.796MHz	2.5	18.0	60
FHW1210IF331□ST	330@0.796MHz	10	8@0.796MHz	2.3	19.0	55
FHW1210IF391□ST	390@0.796MHz	10	8@0.796MHz	2.2	21.5	45
FHW1210IF471□ST	470@0.796MHz	10	8@0.796MHz	2.0	22.5	40
FHW1210IF561□ST	560@0.796MHz	10	6@0.796MHz	1.5	24.0	30

1812IF Series

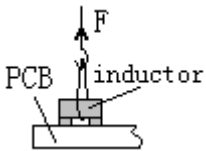
Part Number	Inductance (μH)	Tolerance (%)	Q Min	SRF (MHz) Min	DCR(Ω) Max	Idc (mA) Max
FHW1812IF1R0□ST	1.0@7.96MHz	10,5	25@7.96MHz	200	0.22	1000
FHW1812IF1R2□ST	1.2@7.96MHz	10,5	25@7.96MHz	200	0.35	1000
FHW1812IF1R5□ST	1.5@7.96MHz	10,5	25@7.96MHz	180	0.32	1000
FHW1812IF1R8□ST	1.8@7.96MHz	10,5	25@7.96MHz	160	0.35	950
FHW1812IF2R2□ST	2.2@7.96MHz	10,5	25@7.96MHz	150	0.37	900
FHW1812IF2R7□ST	2.7@7.96MHz	10,5	25@7.96MHz	145	0.37	850
FHW1812IF3R3□ST	3.3@7.96MHz	10,5	25@7.96MHz	140	0.48	800
FHW1812IF3R9□ST	3.9@7.96MHz	10,5	25@7.96MHz	135	0.60	750
FHW1812IF4R7□ST	4.7@7.96MHz	10,5	25@7.96MHz	120	1.00	700
FHW1812IF5R6□ST	5.6@7.96MHz	10,5	25@7.96MHz	110	0.55	650
FHW1812IF6R8□ST	6.8@7.96MHz	10,5	25@7.96MHz	80	0.80	600
FHW1812IF8R2□ST	8.2@7.96MHz	10,5	20@7.96MHz	70	0.85	600
FHW1812IF100□ST	10@2.52MHz	10,5	20@2.52MHz	60	1.0	550
FHW1812IF120□ST	12@2.52MHz	10,5	20@2.52MHz	55	1.1	550
FHW1812IF150□ST	15@2.52MHz	10,5	18@2.52MHz	35	1.2	500
FHW1812IF180□ST	18@2.52MHz	10,5	18@2.52MHz	29	1.2	500
FHW1812IF220□ST	22@2.52MHz	10,5	18@2.52MHz	20	1.3	450
FHW1812IF270□ST	27@2.52MHz	10,5	18@2.52MHz	20	1.5	400
FHW1812IF330□ST	33@2.52MHz	10,5	18@2.52MHz	18	1.7	350
FHW1812IF390□ST	39@2.52MHz	10,5	18@2.52MHz	14	1.8	350
FHW1812IF470□ST	47@2.52MHz	10,5	16@2.52MHz	10	2.0	300
FHW1812IF560□ST	56@2.52MHz	10,5	16@2.52MHz	10	2.2	290
FHW1812IF680□ST	68@2.52MHz	10,5	12@2.52MHz	5.4	2.4	260
FHW1812IF820□ST	82@2.52MHz	10,5	12@2.52MHz	5.2	2.8	240
FHW1812IF101□ST	100@0.796MHz	10,5	12@0.796MHz	4.0	3.0	220
FHW1812IF121□ST	120@0.796MHz	10,5	10@0.796MHz	3.3	3.3	220
FHW1812IF151□ST	150@0.796MHz	10,5	10@0.796MHz	3.0	3.7	200
FHW1812IF181□ST	180@0.796MHz	10,5	10@0.796MHz	3.0	4.5	200
FHW1812IF221□ST	220@0.796MHz	10,5	10@0.796MHz	2.5	8.0	170
FHW1812IF271□ST	270@0.796MHz	10,5	10@0.796MHz	2.2	8.5	160
FHW1812IF331□ST	330@0.796MHz	10	10@0.796MHz	2.0	9.0	150
FHW1812IF391□ST	390@0.796MHz	10	10@0.796MHz	1.8	9.5	130
FHW1812IF471□ST	470@0.796MHz	10	8@0.796MHz	1.6	10.4	120
FHW1812IF561□ST	560@0.796MHz	10	8@0.796MHz	1.5	12.5	110
FHW1812IF681□ST	680@0.796MHz	10	8@0.796MHz	1.5	14.0	100
FHW1812IF751□ST	750@0.796MHz	10	8@0.796MHz	1.5	14.5	95
FHW1812IF821□ST	820@0.796MHz	10	8@0.796MHz	1.5	15.0	95
FHW1812IF102□ST	1000@0.252MHz	10	6@0.252MHz	1.4	16.5	90

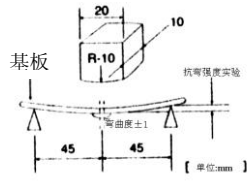
特性曲线 Characteristic Curve

■ 频率特性 Frequency Characteristic



可靠性测试 Reliability Test (绕线型片式电感器系列 Wire Wound Chip Inductor)

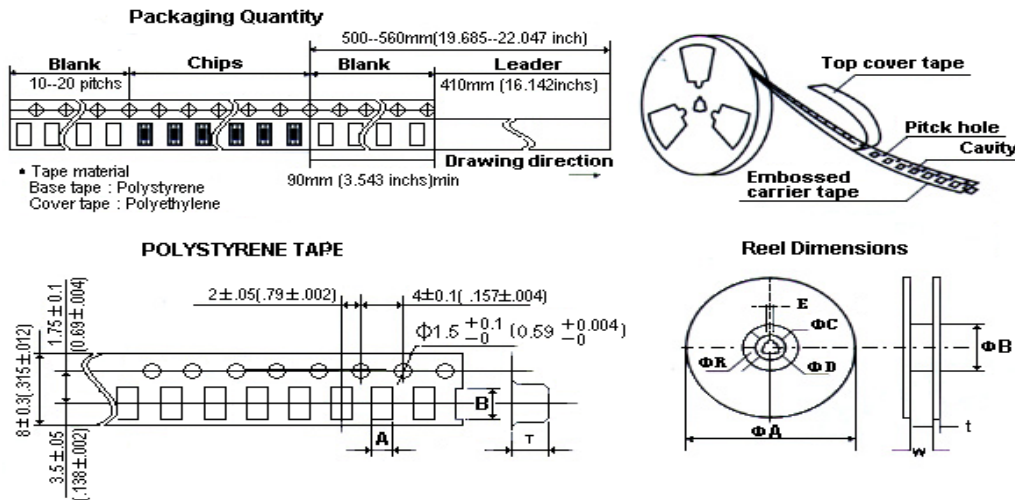
NO.	Item	Specification		Test Method
		0402UC 、 0603UC 、 0805UC 、 1008UC 、 1210HC	0805UF、1008IF、 1210IF、1812IF	
1	Operating Temperature Range	-40~+125℃	-40~+85℃	
2	Storage Temperature Range	-40~+125℃	-40~+85℃	
3	Rating current	150~1000mA(max)	20~1000mA(max)	current sources: CH102+1320 or HP4284A+HP42841A
4	Inductance	1.0~8200nH	1.0~1000μH	Test Frequency: 0.252~250MHz Test Equipment: HP4291A、HP4286A、HP4287A、HP4285A Test Fixture: HP16193A or HP16197A
5	Q 值	13~65(min)	10~25(min)	Test Frequency: 0.252~1500MHz Test Equipment: HP4291A、HP4286A、HP4287A、HP4285A Test Fixture: HP16193A or HP16197A
6	RDC	0.03~8.60Ω (max)	0.22~24.00Ω (max)	Test Equipment: HP4263B、HP4286A
7	SRF	40~12500MHz(min)	1.4~360MHz(min)	Test Equipment: HP4291A Test Fixture: 16193A
8	Solderability	The metalized area must have more then 90% of solder coverage		Soldering Temp.: 245±5℃ Dippng time: 5±1S
9	Resistance to Soldering heat	No evidence of mechanical damage Inductance change less than ±5% Q change less than ±10%		Soldering Temp.: 260±5℃ Dippng time: 10±1S
10	Tehermal Shock			A cycle contain: Step 1: -40℃, 30Min Step 2: 85℃, 30Min Cycle Times: 10
11	High Temperature Storage			Test Temperature: 85±2℃ Test Time: 96±2 Hours
12	Low Temperature Storage			Test Temperature: -40±2℃ Test Time: 96±2 Hours
13	Moisture Resistance	No evidence of mechanical damage Inductance change less than ±5% Q change less than ±10%		Test Temperature: 50±2℃ 90~95% Test Time: 100±2 Hours with rating current
14	Vibration			Amplitude: 1.5mm 1 hours 45minutes in each of three(X、Y、Z) axes Frequency range : 10~55~10Hz(min)
15	Component Adhesion	0402 series less than 0.45KG、0603UF series less than 0.9KG、0603UC and 0805UF series less than 1.3KG, the other series less than 2 KG.		

NO.	Item	Specification		Test Method
		0402UC 、 0603UC 、 0805UC 、 1008UC 、 1210HC	0805UF、1008IF、 1210IF、1812IF	
16	Resistance to Bend	No evidence of mechanical damage		camber: 20mm Test Board: Glass-Epoxy board Thickness: 0.8mm 
17	Life	No evidence of mechanical damage Inductance change less than $\pm 5\%$ Q change less than $\pm 10\%$		Test Temperature: $85 \pm 2^\circ\text{C}$ Test Time: 1000Hours With rating current

Note: Electronic Characteristic are to be tested after 24 ± 2 hours at standard condition.

包装 Packaging Style

塑料胶带 Tape



unit:(mm)

	A	B	T
0402	0.72	1.35	0.60
0603	1.08	1.88	1.04
0805	1.85	2.45	1.50
1008	2.73	2.90	2.34
1210	2.96	3.60	2.40
1812	3.22	4.82	3.15

unit	Φ A	Φ B	Φ C	Φ D	E	W	t	R
mm	178	60	13	21	2	10	2	1
	330	75	13	23	2	12	2	1

包装数量 Packaging Quantity

规格 Dimension	0402	0603	0805	1008	1210	1812
数量 Quantity(pcs)	5000	4000	3000	2000	2000	2000