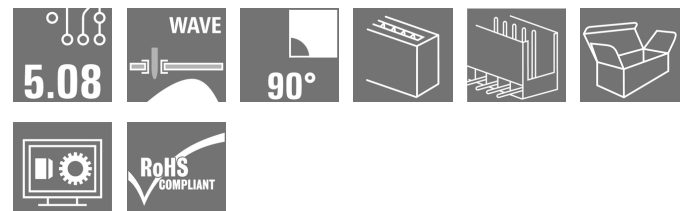


**OMNIMATE Signal - series BL/SL 5.08
SL 5.08/08/90 3.2SN OR BX**

Weidmüller Interface GmbH & Co. KG
Klingenbergstraße 16
D-32758 Detmold
Germany
Fon: +49 5231 14-0
Fax: +49 5231 14-292083
www.weidmueller.com



Male connectors with 90° outlet direction. The solder pin length is optimised for wave flow soldering. The pin headers provide space for labelling and can be coded.

General ordering data

Delivery status	This article will no longer be available in the future.
Available until	2019-12-31
Type	SL 5.08/08/90 3.2SN OR BX
Order No.	1508660000
Version	PCB plug-in connector, male header, open side, THT solder connection, 5.08 mm, No. of poles: 8, 90°, Solder pin length (l): 3.2 mm, tinned, orange, Box
GTIN (EAN)	4008190178376
Qty.	50 pc(s).
Product data	IEC: 400 V / 18 A UL: 300 V / 15 A
Packaging	Box
Alternative product	1146850000

**OMNIMATE Signal - series BL/SL 5.08
SL 5.08/08/90 3.2SN OR BX**

Weidmüller Interface GmbH & Co. KG
 Klingenbergstraße 16
 D-32758 Detmold
 Germany
 Fon: +49 5231 14-0
 Fax: +49 5231 14-292083
 www.weidmueller.com

Technical data**Dimensions and weights**

Width	40.64 mm	Width (inches)	1.6 inch
Height	11.6 mm	Height (inches)	0.457 inch
Height of lowest version	8.4 mm	Depth	12 mm
Depth (inches)	0.472 inch	Net weight	2.49 g

System specifications

Product family	OMNIMATE Signal - series BL/SL 5.08	Type of connection	Board connection
Mounting onto the PCB	THT solder connection	Pitch in mm (P)	5.08 mm
Pitch in inches (P)	0.2 inch	Outgoing elbow	90°
No. of poles	8	Number of solder pins per pole	1
Solder pin length (l)	3.2 mm	Solder pin length tolerance	+0.1 / -0.3 mm
Tolerance of solder pin position	± 0.1 mm	Solder pin dimensions	d = 1.2 mm, Octagonal
Solder pin dimensions = d tolerance	0 / -0,03 mm	Solder eyelet hole diameter (D)	1.3 mm
Solder eyelet hole diameter tolerance (D)+	0,1 mm	L1 in mm	35.56 mm
L1 in inches	1.4 inch	Number of rows	1
Pin series quantity	1	Touch-safe protection acc. to DIN VDE 57 106	Safe from finger touch, plugged
Touch-safe protection acc. to DIN VDE 0470	IP20 plugged	Volume resistance	4.50 mΩ
Can be coded	Yes	Plugging cycles	25

Material data

Insulating material	PBT	Colour code	orange
Colour chart (similar)	RAL 2000	Insulating material group	IIIa
CTI	≥ 200	Insulation strength	≥ 10 ⁸ Ω
UL 94 flammability rating	V-0	GWFI	960 °C
Contact material	CuSn	Contact surface	tinned
Layer structure of solder connection	1-3 µm Ni / 2-4 µm Sn matt	Layer structure of plug contact	1-3 µm Ni / 2-4 µm Sn matt
Storage temperature, min.	-25 °C	Storage temperature, max.	55 °C
Max. relative humidity during storage	80 %	Operating temperature, min.	-50 °C
Operating temperature, max.	100 °C	Temperature range, installation, min.	-25 °C
Temperature range, installation, max.	100 °C		

Rated data acc. to IEC


tested acc. to standard	IEC 60664-1, IEC 61984	Rated current, min. no. of poles (Tu=20°C)	18 A
Rated current, max. no. of poles (Tu=20°C)	14.5 A	Rated current, min. no. of poles (Tu=40°C)	15 A
Rated current, max. no. of poles (Tu=40°C)	12 A	Rated voltage for surge voltage class / pollution degree II/2	400 V
Rated voltage for surge voltage class / pollution degree III/2	320 V	Rated voltage for surge voltage class / pollution degree III/3	250 V
Rated impulse voltage for surge voltage class/ pollution degree II/2	4 kV	Rated impulse voltage for surge voltage class/ pollution degree III/2	4 kV
Rated impulse voltage for surge voltage class/ contamination degree III/3	4 kV	Short-time withstand current resistance	3 x 1s with 120 A

OMNIMATE Signal - series BL/SL 5.08 SL 5.08/08/90 3.2SN OR BX


Weidmüller Interface GmbH & Co. KG
Klingenbergstraße 16
D-32758 Detmold
Germany
Fon: +49 5231 14-0
Fax: +49 5231 14-292083
www.weidmueller.com

Technical data

Rated data acc. to CSA

Institute (CSA)		Certificate No. (CSA)	200039-1121690
Rated voltage (Use group B / CSA)	300 V	Rated voltage (Use group D / CSA)	300 V
Rated current (Use group B / CSA)	15 A	Rated current (Use group D / CSA)	10 A
Reference to approval values	Specifications are maximum values, details - see approval certificate.		

Rated data acc. to UL 1059

Institute (UR)		Certificate No. (UR)	E60693
Rated voltage (Use group B / UL 1059)	300 V	Rated voltage (Use group D / UL 1059)	300 V
Rated current (Use group B / UL 1059)	15 A	Rated current (Use group D / UL 1059)	10 A
Reference to approval values	Specifications are maximum values, details - see approval certificate.		

Packaging

Packaging	Box	VPE length	38 mm
VPE width	120 mm	VPE height	162 mm

Classifications

ETIM 3.0	EC001284	ETIM 4.0	EC002637
ETIM 5.0	EC002637	ETIM 6.0	EC002637
UNSPSC	30-21-18-10	eClass 5.1	27-26-07-04
eClass 6.2	27-26-07-04	eClass 7.1	27-44-04-02
eClass 8.1	27-44-04-02	eClass 9.0	27-44-04-02
eClass 9.1	27-44-04-02		

Notes

Notes	<ul style="list-style-type: none"> • Additional colours on request • Gold-plated contact surfaces on request • Rated current related to rated cross-section & min. No. of poles. • P on drawing = pitch • Rated data refer only to the component itself. Clearance and creepage distances to other components are to be designed in accordance with the relevant application standards.
IPC conformity	Conformity: The products are developed, manufactured and delivered according international recognized standards and norms and comply with the assured properties in the data sheet resp. fulfill decorative properties in accordance with IPC-A-610 "Class 2". Further claims on the products can be evaluated on request.

Data sheet

**OMNIMATE Signal - series BL/SL 5.08
SL 5.08/08/90 3.2SN OR BX**

Weidmüller Interface GmbH & Co. KG
Klingenbergstraße 16
D-32758 Detmold
Germany
Fon: +49 5231 14-0
Fax: +49 5231 14-292083
www.weidmueller.com

Technical data

Approvals

Approvals



ROHS

Conform

Downloads

Approval/Certificate/Document of
Conformity

[Declaration of the Manufacturer](#)

Brochure/Catalogue

- [FL DRIVES EN](#)
- [MB DEVICE MANUF. EN](#)
- [FL DRIVES DE](#)
- [FL BUILDING SAFETY EN](#)
- [FL APPL LED LIGHTING EN](#)
- [FLIndustr.CONTROLS EN](#)
- [FL MACHINE SAFETY EN](#)
- [FL HEATING ELECTR EN](#)
- [FL APPL INVERTER EN](#)
- [FL_BASE STATION EN](#)
- [FL ELEVATOR EN](#)
- [FL POWER SUPPLY EN](#)
- [FL 72H SAMPLE SER EN](#)
- [PO OMNIMATE EN](#)

Engineering Data

[WSCAD](#)

Engineering Data

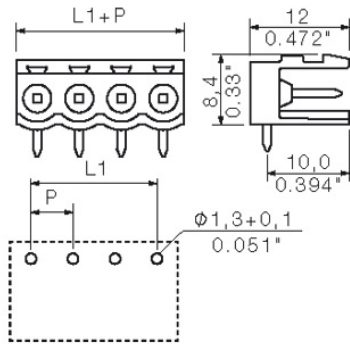
[SL.zip](#)

**OMNIMATE Signal - series BL/SL 5.08
SL 5.08/08/90 3.2SN OR BX**

Weidmüller Interface GmbH & Co. KG
 Klingenbergstraße 16
 D-32758 Detmold
 Germany
 Fon: +49 5231 14-0
 Fax: +49 5231 14-292083
 www.weidmueller.com

Drawings

Dimensional drawing



**OMNIMATE Signal - series BL/SL 5.08
SL 5.08/08/90 3.2SN OR BX**

Weidmüller Interface GmbH & Co. KG
Klingenbergstraße 16
D-32758 Detmold
Germany
Fon: +49 5231 14-0
Fax: +49 5231 14-292083
www.weidmueller.com

Mating connector (fully pluggable)
BLZF 5.08/180


Female plugs with tension-clamp wire connection system, straight 180° outlet direction. The female plugs provide space for labelling and can be coded.

General ordering data

Delivery status Available until	Type	Order No.	Version	GTIN (EAN)	Qty.
This article will no longer be available in the future.	BLZF 5.08/08/180 SN DKGN BX	1707980000	PCB plug-in connector, female plug, 5.08 mm, No. of poles: 8, 180°, Tension-clamp connection, Clamping range, max. : 3.31 mm ² , Box	4008190317393	42 pc(s).

BLZP 5.08HC/180 SN


Female plug with clamping-yoke screw system for connecting wires with straight (180°) outlet direction. The female connectors provide space for labelling and can be coded. Fastened by means of a flange or release latch. They also provide an integrated plus/minus screw, protection against faulty insertion of the wire, and they are delivered with open clamping yokes. HC = High Current.

General ordering data

Type	Order No.	Version	GTIN (EAN)	Qty.	Product data	Packaging
BLZP 5.08HC/08/180 SN OR BX	1943640000	PCB plug-in connector, female plug, 5.08 mm, No. of poles: 8, 180°, Screw connection, Clamping range, max. : 4 mm ² , Box	4032248617647	42 pc(s).	IEC: 400 V / 23 A / 0.2 - 4 mm ² UL: 300 V / 20 A / AWG 26 - AWG 12	Box
BLZP 5.08HC/08/180 SN BK BX	1943870000	PCB plug-in connector, female plug, 5.08 mm, No. of poles: 8, 180°, Screw connection, Clamping range, max. : 4 mm ² , Box	4032248617913	42 pc(s).	IEC: 400 V / 23 A / 0.2 - 4 mm ² UL: 300 V / 20 A / AWG 26 - AWG 12	Box

**OMNIMATE Signal - series BL/SL 5.08
SL 5.08/08/90 3.2SN OR BX**

Weidmüller Interface GmbH & Co. KG
Klingenbergstraße 16
D-32758 Detmold
Germany
Fon: +49 5231 14-0
Fax: +49 5231 14-292083
www.weidmueller.com

Mating connector (fully pluggable)
BLZP 5.08HC/225B SN


Clamping-yoke connection with right-angled (90° or 270°) or angled (225°) outlet direction. The female connectors provide space for labelling and can be coded. Fastened by means of a flange or release latch. They also provide an integrated plus/minus screw, protection against faulty insertion of the wire, and they are delivered with open clamping yokes. HC = High Current.

General ordering data

Delivery status Available until	Type	Order No.	Version	GTIN (EAN)	Qty.
Discontinued 2016-04-08T00:00:00+02:00	BLZP 5.08HC/08/225B SN BK BX	1946040000	PCB plug-in connector, female plug, 5.08 mm, No. of poles: 8, 225°, Screw connection, Clamping range, max. : 4 mm², Box	4032248621576	42 pc(s).
BLZP 5.08HC/08/225B SN OR BX	PCB plug-in connector, female plug, 5.08 mm, No. of poles: 8, 225°, Screw connection, Clamping range, max. : 4 mm², Box	1945810000	4032248621286 42 pc(s).	IEC: 400 V / 17.5 A / 0.2 - 4 mm² UL: 300 V / 15 A / AWG 26 - AWG 12	Box

BLZP 5.08HC/270 SN


Female plugs with clamping-yoke connection for connecting wires with a right-angle (90° or 270°) outlet direction. The female connectors provide space for labelling and can be coded. Fastened by means of a flange or release latch. They also provide an integrated plus/minus screw, protection against faulty insertion of the wire, and they are delivered with open clamping yokes. HC = High Current.

General ordering data

Type	Order No.	Version	GTIN (EAN)	Qty.	Product data	Packaging
BLZP 5.08HC/08/270 SN OR BX	1948850000	PCB plug-in connector, female plug, 5.08 mm, No. of poles: 8, 270°, Screw connection, Clamping range, max. : 4 mm², Box	4032248626304 42 pc(s).	4032248626304 42 pc(s).	IEC: 400 V / 23 A / 0.2 - 4 mm² UL: 300 V / 20 A / AWG 26 - AWG 12	Box
BLZP 5.08HC/08/270 SN BK BX	1949080000	PCB plug-in connector, female plug, 5.08 mm, No. of poles: 8, 270°, Screw connection, Clamping range, max. : 4 mm², Box	4032248626533 42 pc(s).	4032248626533 42 pc(s).	IEC: 400 V / 23 A / 0.2 - 4 mm² UL: 300 V / 20 A / AWG 26 - AWG 12	Box

OMNIMATE Signal - series BL/SL 5.08
SL 5.08/08/90 3.2SN OR BX

Weidmüller Interface GmbH & Co. KG
 Klingenbergstraße 16
 D-32758 Detmold
 Germany
 Fon: +49 5231 14-0
 Fax: +49 5231 14-292083
 www.weidmueller.com

Mating connector (fully pluggable)
BLDT 5.08B


Female plugs with two clamping-yoke screw connections per pole for wire connections with 90° and 270° outlet directions. The female plugs provide space for labelling and can be coded.

General ordering data

Delivery status	Available until	Type	Order No.	Version	GTIN (EAN)	Qty.
Discontinued	2014-05-20T00:00:00+02:00	BLDT 5.08/08/-B SN BK BX	1673840000	PCB plug-in connector, female plug, 5.08 mm, No. of poles: 8, 180°, Screw connection, Clamping range, max. : 3.31 mm ² , Box	4008190435578	50 pc(s).
BLDT 5.08/08/-B SN OR BX	1651800000	PCB plug-in connector, female plug, 5.08 mm, No. of poles: 8, 180°, Screw connection, Clamping range, max. : 3.31 mm ² , Box	4008190400484	35 pc(s).	IEC: 400 V / 14 A / 0.2 - 2.5 mm ² UL: 300 V / 10 A / AWG 26 - AWG 12	Box

BLC 5.08BR


Female plugs with crimp wire connection system. The female plugs provide space for labelling and can be coded.

General ordering data

Type	Order No.	Version	GTIN (EAN)	Qty.	Product data	Packaging
BLC 5.08/08/180BR OR BX	1649430000	PCB plug-in connector, female plug, 5.08 mm, No. of poles: 8, 180°, Crimp connection, Clamping range, max. : 2.5 mm ² , Box	4008190294540	50 pc(s).	IEC: 400 V / 21 A UL: 300 V / 10 A / AWG 26 - AWG 14	Box
Discontinued	2016-09-01T00:00:00+02:00	BLC 5.08/08/180BR BK BX	1712170000	PCB plug-in connector, female plug, 5.08 mm, No. of poles:	4008190935184	50 pc(s).

Creation date April 4, 2019 8:30:18 AM CEST

Catalogue status 28.03.2019 / We reserve the right to make technical changes.


8

**OMNIMATE Signal - series BL/SL 5.08
SL 5.08/08/90 3.2SN OR BX**

Weidmüller Interface GmbH & Co. KG
Klingenbergstraße 16
D-32758 Detmold
Germany
Fon: +49 5231 14-0
Fax: +49 5231 14-292083
www.weidmueller.com

Mating connector (fully pluggable)


8, 180°, Crimp
connection,
Clamping range,
max. : 2.5 mm²,
Box

BLC 5.08R


Female plugs with crimp wire connection system. The female plugs provide space for labelling and can be coded.

General ordering data

Type	Order No.	Version	GTIN (EAN)	Qty.	Product data	Packaging
BLC 5.08/08/180R OR BX	1610550000	PCB plug-in connector, female plug, 5.08 mm, No. of poles: 8, 180°, Crimp connection, Clamping range, max. : 2.5 mm ² , Box	4008190080563	50 pc(s).	IEC: 400 V / 21 A UL: 300 V / 10 A / AWG 26 - AWG 14	Box
BLC 5.08/08/180R BK BX	1712020000	PCB plug-in connector, female plug, 5.08 mm, No. of poles: 8, 180°, Crimp connection, Clamping range, max. : 2.5 mm ² , Box	4008190935030	50 pc(s).	IEC: 400 V / 21 A UL: 300 V / 10 A / AWG 26 - AWG 14	Box

BLT 5.08HC


Female plugs with TOP screw connection system for connecting wires with straight 180° outlet direction. The female connectors provide space for labelling and can be coded. HC = High Current.

General ordering data

Type	Order No.	Version	GTIN (EAN)	Qty.	Product data	Packaging
BLT 5.08HC/08/180 SN BL BX	1500180000	PCB plug-in connector, female plug, 5.08 mm, No. of poles: 8, 180°, TOP connection, Clamping range, max. : 2.5 mm ² , Box	4008190368654	42 pc(s).	IEC: 400 V / 27 A / 0.2 - 2.5 mm ² UL: 300 V / 17 A / AWG 26 - AWG 14	Box
BLT 5.08HC/08/180 SN GY BX	1500100000	PCB plug-in connector, female plug, 5.08 mm, No. of poles: 8, 180°, TOP	4008190285210	42 pc(s).	IEC: 400 V / 27 A / 0.2 - 2.5 mm ² UL: 300 V / 17 A / AWG 26 - AWG 14	Box

Creation date April 4, 2019 8:30:18 AM CEST

**OMNIMATE Signal - series BL/SL 5.08
SL 5.08/08/90 3.2SN OR BX**

Weidmüller Interface GmbH & Co. KG
Klingenbergstraße 16
D-32758 Detmold
Germany
Fon: +49 5231 14-0
Fax: +49 5231 14-292083
www.weidmueller.com

Mating connector (fully pluggable)

connection, Clamping
range, max. : 2.5 mm², Box

BLDF 5.08/180 SN


The powerful daisy-chain solution for high-performance signal bus applications is also suitable for 400V auxiliary power chains with 18.5A current-carrying capacity. The large clamping capacity (up to 2.5mm² wire cross-sections) is particularly beneficial for long bus cables or high currents because of the low voltage drop. Four flange variations, including the patented release latch, allow for user-friendly unplugging designs.

General ordering data

Type	Order No.	Version	GTIN (EAN)	Qty.	Product data	Packaging
BLDF 5.08/08/180 SN OR BX	1001210000	PCB plug-in connector, female plug, 5.08 mm, No. of poles: 8, 180°, PUSH IN, Tension-clamp connection, Clamping range, max. : 3.31 mm ² , Box	4032248817573	28 pc(s).	IEC: 400 V / 20.8 A / 0.2 - 2.5 mm ² UL: 300 V / 18.5 A / AWG 12 - AWG 26	Box
BLDF 5.08/08/180 SN BK BX	1000920000	PCB plug-in connector, female plug, 5.08 mm, No. of poles: 8, 180°, PUSH IN, Tension-clamp connection, Clamping range, max. : 3.31 mm ² , Box	4032248817092	28 pc(s).	IEC: 400 V / 20.8 A / 0.2 - 2.5 mm ² UL: 300 V / 18.5 A / AWG 12 - AWG 26	Box

BLL 5.08/180B


Female header for PCB mounting. The solder pin length is optimised for wave flow soldering.

General ordering data

Type	Order No.	Version	GTIN (EAN)	Qty.	Product data	Packaging
BLL 5.08/08/180B 3.2SN OR BX	1682790000	PCB plug-in connector, female header, Dovetails for fixing blocks, THT solder connection, 5.08 mm, No. of poles: 8, 180°, Solder pin length (l): 3.2 mm, tinned, orange, Box	4008190474553	42 pc(s).	IEC: 400 V / 23 A UL: 300 V / 15 A	Box

**OMNIMATE Signal - series BL/SL 5.08
SL 5.08/08/90 3.2SN OR BX**


Weidmüller Interface GmbH & Co. KG
Klingenbergstraße 16
D-32758 Detmold
Germany
Fon: +49 5231 14-0
Fax: +49 5231 14-292083
www.weidmueller.com

Mating connector (fully pluggable)
BLZP 5.08HC/225 SN


Clamping-yoke connection with right-angled (90° or 270°) or angled (225°) outlet direction. The female connectors provide space for labelling and can be coded. Fastened by means of a flange or release latch. They also provide an integrated plus/minus screw, protection against faulty insertion of the wire, and they are delivered with open clamping yokes. HC = High Current.

General ordering data

Type	Order No.	Version	GTIN (EAN)	Qty.	Product data	Packaging
BLZP 5.08HC/08/225 SN OR BX	1946310000	PCB plug-in connector, female plug, 5.08 mm, No. of poles: 8, 225°, Screw connection, Clamping range, max.: 4 mm ² , Box	403224862188042 pc(s).		IEC: 400 V / 17.5 A / 0.2 - 4 mm ² UL: 300 V / 15 A / AWG 26 - AWG 12	Box
BLZP 5.08HC/08/225 SN BK BX	1946620000	PCB plug-in connector, female plug, 5.08 mm, No. of poles: 8, 225°, Screw connection, Clamping range, max.: 4 mm ² , Box	403224862239942 pc(s).		IEC: 400 V / 17.5 A / 0.2 - 4 mm ² UL: 300 V / 15 A / AWG 26 - AWG 12	Box

BLDT 5.08


Female plugs with two clamping-yoke screw connections per pole for wire connections with 90° and 270° outlet directions. The female plugs provide space for labelling and can be coded.

General ordering data

Delivery status	Available until	Type	Order No.	Version	GTIN (EAN)	Qty.
Discontinued	2016-09-01T00:00:00+02:00	BLDT 5.08/08/- SN BK BX	1660770000	PCB plug-in connector, female plug, 5.08 mm, No. of poles: 8, 180°, Screw connection, Clamping range, max.: 3.31 mm ² , Box	4008190417222	35 pc(s).
BLDT 5.08/08/- SN OR BX	1644790000	PCB plug-in connector, female plug, 5.08 mm, No. of poles: 8, 180°, Screw connection, Clamping	400819028400835 pc(s).		IEC: 400 V / 14 A / 0.2 - 2.5 mm ² UL: 300 V / 10 A / AWG 26 - AWG 12	Box

**OMNIMATE Signal - series BL/SL 5.08
SL 5.08/08/90 3.2SN OR BX**

Weidmüller Interface GmbH & Co. KG
Klingenbergstraße 16
D-32758 Detmold
Germany
Fon: +49 5231 14-0
Fax: +49 5231 14-292083
www.weidmueller.com

Mating connector (fully pluggable)

range, max. : 3.31 mm²,
Box

BLF 5.08HC/180 SN


Just as reliable as the millionfold proven original and featuring innovative details:
The BLF 5.08HC PUSH IN version of the BLZP 5.08HC female connector is not only different in terms of connection system; it also has a more compact design. Weidmüller's innovative PUSH IN spring connection system stands for the future of easy and tool-free wire connection. HC = High Current.
In terms of versatility, the BLF 5.08HC offers just as much as the version which served as a model:

- 3 tested-and-proven wire outlet directions provide the usual flexibility for application-specific design
- 4 flange variations and the patented release latch allow the locking concept to be based on the requirements of the user
- Use the BLF 5.08HC and SL 5.08HC plug combination to reach the max. rated specifications

General ordering data

Type	Order No.	Version	GTIN (EAN)	Qty.	Product data	Packaging
BLF 5.08HC/08/180 SN BK BX	1013490000	PCB plug-in connector, female plug, 5.08 mm, No. of poles: 8, 180°, PUSH IN, Tension-clamp connection, Clamping range, max. : 3.31 mm ² , Box	403224872164142	pc(s).	IEC: 400 V / 24 A / 0.2 - 2.5 mm ² UL: 300 V / 18.5 A / AWG 26 - AWG 12	Box
BLF 5.08HC/08/180 SN OR BX	1013750000	PCB plug-in connector, female plug, 5.08 mm, No. of poles: 8, 180°, PUSH IN, Tension-clamp connection, Clamping range, max. : 3.31 mm ² , Box	403224872186342	pc(s).	IEC: 400 V / 24 A / 0.2 - 2.5 mm ² UL: 300 V / 18.5 A / AWG 26 - AWG 12	Box

**OMNIMATE Signal - series BL/SL 5.08
SL 5.08/08/90 3.2SN OR BX**

Weidmüller Interface GmbH & Co. KG
Klingenbergstraße 16
D-32758 Detmold
Germany
Fon: +49 5231 14-0
Fax: +49 5231 14-292083
www.weidmueller.com

Mating connector (fully pluggable)
BLZ 5.00/270


Female plugs with clamping-yoke screw for wire connection with 270° outlet direction. The female plugs provide space for labelling and can be coded.

General ordering data

Delivery status	Available until	Type	Order No.	Version	GTIN (EAN)	Qty.
Discontinued	2009-12-31T00:00:00+01:00	BLZ 5.00/08/270 SN DKGN BX	1649950000	PCB plug-in connector, female plug, 5.00 mm, No. of poles: 8, 270°, Screw connection, Clamping range, max. : 3.31 mm ² , Box	4008190296537	42 pc(s).
Discontinued	2009-12-31T00:00:00+01:00	BLZ 5.00/15/270 SN BK BX TB	1724270000	PCB plug-in connector, female plug, 5.00 mm, No. of poles: 15, 270°, Screw connection, Clamping range, max. : 3.31 mm ² , Box	4008190369361	24 pc(s).

BLL 5.08/180


Female header for PCB mounting. The solder pin length is optimised for wave flow soldering.

General ordering data

Type	Order No.	Version	GTIN (EAN)	Qty.	Product data	Packaging
BLL 5.08/08/180 3.2 SN OR BX	1630770000	PCB plug-in connector, female header, closed side, THT solder connection, 5.08 mm, No. of poles: 8, 180°, Solder pin length (l):	400819020419842	pc(s).	IEC: 400 V / 23 A UL: 300 V / 15 A	Box

**OMNIMATE Signal - series BL/SL 5.08
SL 5.08/08/90 3.2SN OR BX**

Weidmüller Interface GmbH & Co. KG
Klingenbergstraße 16
D-32758 Detmold
Germany
Fon: +49 5231 14-0
Fax: +49 5231 14-292083
www.weidmueller.com

Mating connector (fully pluggable)

		3.2 mm, tinned, orange, Box			
BLL	1646310000	PCB plug-in connector,	4008190285654 42 pc(s).	IEC: 400 V / 23 A	Box
5.08/08/180		female header, closed side,		UL: 300 V / 15 A	
4.5 SN BK BX		THT solder connection, 5.08 mm, No. of poles: 8, 180°, Solder pin length (l): 4.5 mm, tinned, black, Box			

BLZP 5.08HC/90 SN


Female plugs with clamping-yoke connection for connecting wires with a right-angle (90° or 270°) outlet direction. The female connectors provide space for labelling and can be coded. Fastened by means of a flange or release latch. They also provide an integrated plus/minus screw, protection against faulty insertion of the wire, and they are delivered with open clamping yokes. HC = High Current.

General ordering data

Type	Order No.	Version	GTIN (EAN)	Qty.	Product data	Packaging
BLZP	1948300000	PCB plug-in connector, female plug, 5.08 mm, No. of poles: 8, 90°, Screw connection, Clamping range, max. : 4 mm ² , Box	4032248624829 42 pc(s).		IEC: 400 V / 23 A / 0.2 - 4 mm ² UL: 300 V / 20 A / AWG 26 - AWG 12	Box
5.08HC/08/90						
SN BK BX						
BLZP	1948060000	PCB plug-in connector, female plug, 5.08 mm, No. of poles: 8, 90°, Screw connection, Clamping range, max. : 4 mm ² , Box	4032248624287 42 pc(s).		IEC: 400 V / 23 A / 0.2 - 4 mm ² UL: 300 V / 20 A / AWG 26 - AWG 12	Box
5.08HC/08/90						
SN OR BX						

**OMNIMATE Signal - series BL/SL 5.08
SL 5.08/08/90 3.2SN OR BX**

Weidmüller Interface GmbH & Co. KG
Klingenbergstraße 16
D-32758 Detmold
Germany
Fon: +49 5231 14-0
Fax: +49 5231 14-292083
www.weidmuller.com

Mating connector (fully pluggable)
BLF 5.08HC/270 SN


Just as reliable as the millionfold proven original and featuring innovative details:

The BLF 5.08HC PUSH IN version of the BLZP 5.08HC female connector is not only different in terms of connection system; it also has a more compact design. Weidmüller's innovative PUSH IN spring connection system stands for the future of easy and tool-free wire connection. HC = High Current.

In terms of versatility, the BLF 5.08HC offers just as much as the version which served as a model:

- 3 tested-and-proven wire outlet directions provide the usual flexibility for application-specific design
- 4 flange variations and the patented release latch allow the locking concept to be based on the requirements of the user
- Use the BLF 5.08HC and SL 5.08HC plug combination to reach the max. rated specifications

General ordering data

Type	Order No.	Version	GTIN (EAN)	Qty.	Product data	Packaging
BLF 5.08HC/08/270 SN OR BX	1982760000	PCB plug-in connector, female plug, 5.08 mm, No. of poles: 8, 270°, PUSH IN, Tension-clamp connection, Clamping range, max. : 3.31 mm ² , Box	4032248686858	42 pc(s).	IEC: 400 V / 24 A / 0.2 - 2.5 mm ² UL: 300 V / 18.5 A / AWG 26 - AWG 12	Box
Discontinued	2016-04-08T00:00:00+02:00	BLF 5.08HC/08/270 SN BK BX	1981990000	PCB plug-in connector, female plug, 5.08 mm, No. of poles: 8, 270°, PUSH IN, Tension-clamp connection, Clamping range, max. : 3.31 mm ² , Box	4032248684687	42 pc(s).

**OMNIMATE Signal - series BL/SL 5.08
SL 5.08/08/90 3.2SN OR BX**

Weidmüller Interface GmbH & Co. KG
Klingenbergstraße 16
D-32758 Detmold
Germany
Fon: +49 5231 14-0
Fax: +49 5231 14-292083
www.weidmueller.com

Mating connector (fully pluggable)
BLL 5.08/90


Female header for PCB mounting. The solder pin length is optimised for wave flow soldering.

General ordering data

Type	Order No.	Version	GTIN (EAN)	Qty.	Product data	Packaging
BLL 5.08/08/90 3.2 SN OR BX	1623000000	PCB plug-in connector, female header, closed side, THT solder connection, 5.08 mm, No. of poles: 8, 90°, Solder pin length (l): 3.2 mm, tinned, orange, Box	4008190194055	42 pc(s).	IEC: 400 V / 23 A UL: 300 V / 15 A	Box
BLL 5.08/08/90 3.2 SN BK BX	1730190000	PCB plug-in connector, female header, closed side, THT solder connection, 5.08 mm, No. of poles: 8, 90°, Solder pin length (l): 3.2 mm, tinned, black, Box	4050118007008	42 pc(s).	IEC: 400 V / 23 A UL: 300 V / 15 A	Box

BLF 5.08HC/90 SN


Just as reliable as the millionfold proven original and featuring innovative details:
The BLF 5.08HC PUSH IN version of the BLZP 5.08HC female connector is not only different in terms of connection system; it also has a more compact design. Weidmüller's innovative PUSH IN spring connection system stands for the future of easy and tool-free wire connection. HC = High Current.
In terms of versatility, the BLF 5.08HC offers just as much as the version which served as a model:

- 3 tested-and-proven wire outlet directions provide the usual flexibility for application-specific design
- 4 flange variations and the patented release latch allow the locking concept to be based on the requirements of the user
- Use the BLF 5.08HC and SL 5.08HC plug combination to reach the max. rated specifications

General ordering data

Type	Order No.	Version	GTIN (EAN)	Qty.	Product data	Packaging
BLF 5.08HC/08/90 SN BK BX	1000090001	PCB plug-in connector, female plug, 5.08 mm, No. of poles: 8, 90°, PUSH IN, Tension-clamp connection,	4032248690022	42 pc(s).	IEC: 400 V / 24 A / 0.2 - 2.5 mm ² UL: 300 V / 18.5 A / AWG 26 - AWG 12	Box

Creation date April 4, 2019 8:30:18 AM CEST

**OMNIMATE Signal - series BL/SL 5.08
SL 5.08/08/90 3.2SN OR BX**

Weidmüller Interface GmbH & Co. KG
Klingenbergstraße 16
D-32758 Detmold
Germany
Fon: +49 5231 14-0
Fax: +49 5231 14-292083
www.weidmueller.com

Mating connector (fully pluggable)

		Clamping range, max. : 3.31 mm ² , Box		
BLF 5.08HC/08/90 SN OR BX	1001590000	PCB plug-in connector, female plug, 5.08 mm, No. of poles: 8, 90°, PUSH IN, Tension-clamp connection, Clamping range, max. : 3.31 mm ² , Box	4032248693399 42 pc(s).	IEC: 400 V / 24 A / 0.2 - 2.5 mm ² UL: 300 V / 18.5 A / AWG 26 - AWG 12

BLZ 5.08/180


Female plugs with clamping-yoke screw for wire connection with straight (180°) outlet direction. The female plugs provide space for labelling and can be coded.

General ordering data

Delivery status Available until	Type	Order No.	Version	GTIN (EAN)	Qty.
This article will no longer be available in the future. 2019-12-31T00:00:00+01:00	BLZ 5.08/08/180 SN DKGN BX	1527050000	PCB plug-in connector, female plug, 5.08 mm, No. of poles: 8, 180°, Screw connection, Clamping range, max. : 3.31 mm ² , Box	4008190191160	50 pc(s).
This article will no longer be available in the future. 2019-12-31T00:00:00+01:00	BLZ 5.08/08/180 SN GY BX	1527000000	PCB plug-in connector, female plug, 5.08 mm, No. of poles: 8, 180°, Screw connection, Clamping range, max. : 3.31 mm ² , Box	4008190017613	50 pc(s).
This article will no longer be available in the future. 2019-12-31T00:00:00+01:00	BLZ 5.08/08/180 SN OR BX PRT	1653451001	PCB plug-in connector, female plug, 5.08 mm, No. of poles: 8, 180°, Screw connection, Clamping range, max. : 3.31 mm ² , Box	4008190404826	42 pc(s).

Data sheet

**OMNIMATE Signal - series BL/SL 5.08
SL 5.08/08/90 3.2SN OR BX**

Weidmüller Interface GmbH & Co. KG
Klingenbergstraße 16
D-32758 Detmold
Germany
Fon: +49 5231 14-0
Fax: +49 5231 14-292083
www.weidmueller.com

Mating connector (fully pluggable)

BLZ 5.00/180



Female plugs with clamping-yoke screw for wire connection with straight (180°) outlet direction. The female plugs provide space for labelling and can be coded.

General ordering data

Delivery status	Available until	Type	Order No.	Version	GTIN (EAN)	Qty.
Discontinued	2015-12-31T00:00:00+01:00	BLZ 5.00/08/180 SN DKGN BX	1646880000	PCB plug-in connector, female plug, 5.00 mm, No. of poles: 8, 180°, Screw connection, Clamping range, max. : 3.31 mm ² , Box	4008190288136	50 pc(s).

OMNIMATE Signal - series BL/SL 5.08 SL 5.08/08/90 3.2SN OR BX

Weidmüller Interface GmbH & Co. KG
 Klingenbergstraße 16
 D-32758 Detmold
 Germany
 Fon: +49 5231 14-0
 Fax: +49 5231 14-292083
 www.weidmueller.com

Accessories

Additional accessories



No task is too small when creating the perfect solution.

Connections form just one part of the overall process. Small details are often the key to the perfect solution in applications where potentials are tested, grouped or even isolated.

A system is not a system without small but useful details:

- Test plugs - ensure reliable pick-up from diagnostic sockets
- Cross-connectors - ensure a stable electrical distribution contact directly at the connection
- Compartment partition elements - divide a large number of male connectors into several separate socket connector channels
- Locks and clips - optional vibration-resistant clip-on connection or mounting for male and female connectors

In tandem with the manufacturing process and application - more accessories = smaller workload

General ordering data

Type	Order No.	Version	GTIN (EAN)	Qty.	Product data	Packaging
SL AT SW	1770240000	PCB plug-in connector, Accessories, Spacer, black, No. of poles: 1	4032248117710	100 pc(s).		Box
SL AT OR	1598300000	PCB plug-in connector, Accessories, Spacer, orange, No. of poles: 1	4008190189266	100 pc(s).		Box

Coding elements



Only connects what is supposed to be connected: the right connection at the right place.

Coding elements and locking devices clearly assign connecting elements during the manufacturing process and operation

The coding elements and locking devices are inserted prior to assembly or during the cable assembly phase. The Weidmüller alternative: configure online using the variant configurator to precode prior to delivery.

Incorrect assembly on the circuit board and incorrect plugging of connecting elements is no longer possible. The advantage: no troubleshooting during manufacture and no operational errors by the user.

General ordering data

Type	Order No.	Version	GTIN (EAN)	Qty.	Product data	Packaging
BLZ/SL KO OR BX	1573010000	PCB plug-in connector, Accessories, Coding element, orange, No. of poles: 1	4008190048396	100 pc(s).		Box

OMNIMATE Signal - series BL/SL 5.08 SL 5.08/08/90 3.2SN OR BX

Weidmüller Interface GmbH & Co. KG
Klingenbergstraße 16
D-32758 Detmold
Germany
Fon: +49 5231 14-0
Fax: +49 5231 14-292083
www.weidmueller.com

Accessories

BLZ/SL KO BK 1545710000 BX	PCB plug-in connector, Accessories, Coding element, black, No. of poles: 1	400819008714250 pc(s).	Box
---	---	------------------------	-----

LED Light guides



Effective: the link between LED and front panel.

Floodlight indicators allow users to monitor the switching states without requiring a special design: optical plastic directs the light from standard LEDs around a bend into the connectors or through the front plate.

The fibre-optic elements are simply clipped behind the relevant 90° bend male connectors (90° outlet direction). Versions with different incoming light beam heights achieve maximum light efficiency for LEDs with different designs or heights.

The advantages compared to conventional solutions:

- No additional LED circuit board required behind the front panel
- No "long-legged" LEDs with separate mounting required
- Bent fibre-optic cable line for maximum light efficiency
- Uncomplicated front plate bore holes due to circular shape of outgoing light beam
- Easy to maintain correct clearance and creepage distance
- Can be partitioned for smaller pole numbers

The result: simplified manufacturing process, reduced costs and simplified design

General ordering data

Delivery status	Available until	Type	Order No.	Version	GTIN (EAN)	Qty.
Discontinued	2010-05-31T00:00:00+02:00	SL FLA 1.5/24	1595850000	PCB plug-in connector, Accessories, Flood-light display, Transparent, No. of poles: 1	4008190092573	10 pc(s).
		SL FLA 9.0/1	1580120000	PCB plug-in connector, Accessories, Flood-light display, Transparent, No. of poles: 1		Box
		SL FLA 3.8/1	1580110000	PCB plug-in connector, Accessories, Flood-light display, Transparent, No. of poles: 1		Box
Discontinued	2010-05-31T00:00:00+02:00	SL FLA 3.8/24	1595860000	PCB plug-in connector, Accessories, Flood-light display, Transparent, No. of poles: 1	4008190140892	10 pc(s).

Data sheet

OMNIMATE Signal - series BL/SL 5.08 SL 5.08/08/90 3.2SN OR BX

Weidmüller Interface GmbH & Co. KG
 Klingenbergstraße 16
 D-32758 Detmold
 Germany
 Fon: +49 5231 14-0
 Fax: +49 5231 14-292083
 www.weidmueller.com

Accessories

SL FLA 2,3/24 1636680000	PCB plug-in connector, Accessories, Flood-light display, Transparent, No. of poles: 1	4008190409968 10 pc(s).			Box
Discontinued 2010-05-31T00:00:00+02:00	SL FLA 9.0/24	1595870000	PCB plug-in connector, Accessories, Flood-light display, Transparent, No. of poles: 1	4008190079796	10 pc(s).
SL FLA 2,3/1 1636670000	PCB plug-in connector, Accessories, Flood-light display, Transparent, No. of poles: 1	4008190409975 100 pc(s).			Box
SL FLA 1.5/1 1580100000	PCB plug-in connector, Accessories, Flood-light display, Transparent, No. of poles: 1	4008190152475 100 pc(s).			Box

Recommended wave soldering profiles

Weidmüller Interface GmbH & Co. KG
 Klängenbergstraße 16
 D-32758 Detmold
 Germany
 Fon: +49 5231 14-0
 Fax: +49 5231 14-292083
 www.weidmueller.com

Single Wave:



Double Wave:



Wave soldering profiles

Wired connection elements should be processed in accordance with the DIN EN 61760-1 standard. We have included two recommendations for practical wave soldering profiles, with which Weidmüller PCB terminals and connectors are qualified.

When choosing a suitable profile for your application, the following factors also need to be considered:

- PCB thickness
- Proportion of Cu in the layers
- Single/double-sided assembly
- Product range
- Heating and cooling rates

The single and double wave profiles each indicate the recommended operating range, including the maximum soldering temperature of 260°C. In practice, the maximum soldering temperature is quite often well below the above maximum profile.