

# K06 TYPE -40°C +85°C 5000H

RoHS Compliant

- Surge-proof capacitor in aluminium can with insulation sleeve
- Safety vent at bottom case or aside case.
- Snap in terminals for PCB mounting.
- Very high CV for unit volume with low ESR.
- High ripple current, in small dimensions case size.
- Operation up to 105°C permissible..

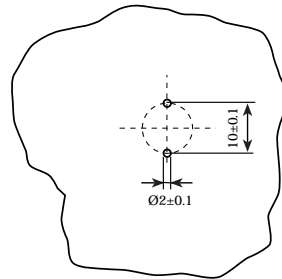
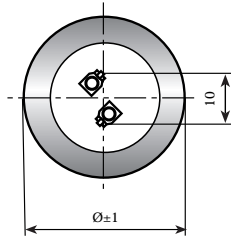
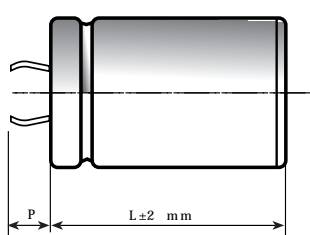
## APPLICATIONS

Professional switch mode power supplies. Professional power electronics.

Dimensions in mm.

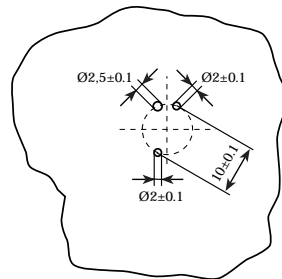
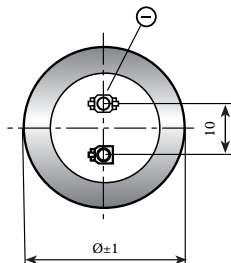
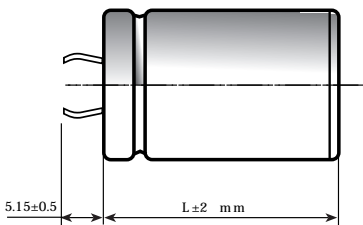
Circuit board hole dimensions

2 PIN CAPACITOR

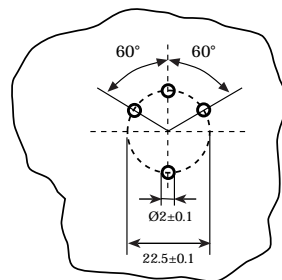
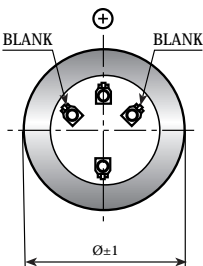
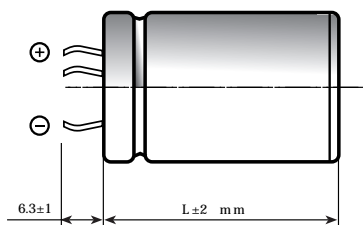


PIN LENGTH  
 P 4.5 short pin  
 P 6.3 long pin (standard)

3 PIN CAPACITOR



4 PIN CAPACITOR



Ø	22	25	30	35	40	45	50
2 PINS	●	●	●	●	●		
3 PINS		●	●	●			
4 PINS				●	●	●	●

On demand, only for capacitors with diam ≥ 35mm: octagonal can shape for long stress vibration applications

## SPECIFICATIONS

Temperature Range	Operating: -40°C +85°C Storage : Preferably below +25°C, not exceeding +40°C	[Environmental classification 40/85/56 IEC-68]
Rated Voltage Range ( $V_r$ )	from 16V to 600V DC	
Surge Voltage ( $V_p$ )	$V_p = 1.05 V_r$ ( $V_r > 450V$ DC) $V_p = 1.15 V_r$ ( $V_r \leq 250V$ DC) $V_p = 1.10 V_r$ ( $V_r > 250V$ DC)	
Rated Capacitance Range	from 68 $\mu$ F to 33,000 $\mu$ F	
Capacitance Tolerance	$\pm 20\%$ at 100 Hz, 20°C [M class IEC-62]	
Leakage Current ( $I_L$ ) (mA, 5 min, 20°C)	max $I_L = 0.006 C_r V_r + 4 \mu A$ Kendeil product limit : $I_L = 0.003 C_r V_r$ At 85°C max $I_L = 0.04 C_r V_r \mu A$	
Ripple current ( $I_r$ )	Refer to table at 85°C and 100Hz For different temperature and frequency multiplier must be used as follows:	
	FREQUENCY	50Hz    100Hz    500 Hz    1000Hz    >10kHz
	MULTIPLIER (0-25V $V_r$ DC)	0.91    1.0    1.15    1.15    1.2
	MULTIPLIER (40-100V $V_r$ DC)	0.88    1.0    1.35    1.40    1.45
	MULTIPLIER (160-450V $V_r$ DC)	0.88    1.0    1.45    1.50    1.55
	AMBIENT TEMP.	35°C    45°C    55°C    65°C    75°C    85°C    95°C
	MULTIPLIER	2.2    2.1    1.8    1.6    1.4    1.0    0.5
	Maximum internal temperature	98°C
Insulation Resistance	At 100V DC for 1 min is $>100 M\Omega$ across insulating sleeve and terminals.	
Vibration Resistance	Frequency range: 10 Hz to 500 Hz, amplitude 0.75 mm max acceleration 10g for 3x2 h	
Life test	After 2,000 hours application of rated voltage at 85°C capacitors meet characteristics aside	Cap change $\leq 20\%$ tan $\delta \leq 200\%$ Leakage current ( $I_L$ ) $<$ initial limit Impedance (Z) $\leq 200\%$
Shelf life	After leaving capacitors under no load for 500 hours at 85°C, when restored at 20°C meet specifications aside	Cap change $\leq \pm 15\%$ tan $\delta \leq 150\%$ Leakage current ( $I_L$ ) $<$ initial limit
Useful life ( $V_n$ , Temp rated I ripple applied)	$> 200,000$ h at 40°C $> 5,000$ h at 85°C	
Failure percentage Failure rate	$\leq 1\%$ (during useful life) $\leq 25$ fit ( $25 \cdot 10^{-9}/h$ ) ( $V_r \leq 160V$ DC) $\leq 33$ fit ( $33 \cdot 10^{-9}/h$ ) ( $V_r > 160V$ DC)	
Self inductance	Approx. 20 nH	
Reference standards	CECC 30.301 - IEC 60384-4 LONG LIFE GRADE	

## K06 TYPE STANDARD RATINGS

Cap $\mu\text{F}$	$\varnothing \times L$ mm	Tan $\delta$ MAX 100 Hz 20°C	ESR TYP m $\Omega$ 100 Hz 20°C	Z TYP m $\Omega$ 10 kHz 20°C	Ir a.c. A max 100 Hz 85°C	PART NUMBER termination digit excluded
4700	22x30	0.30	55	40	1.5	K06016472_PM0B030
6800	22x30	0.30	45	38	1.8	K06016682_PM0B030
10000	25x30	0.40	40	35	2.4	K06016103_PM0C030
15000	30x30	0.45	33	25	2.6	K06016153_PM0D030
22000	30x40	0.60	27	22	3.5	K06016223_PM0D040
22000	35x30	0.60	27	22	3.5	K06016223_PM0E030
22000	35x40	0.60	27	22	3.5	K06016223_PM0E040
33000	35x50	0.70	25	20	4.8	K06016333_PM0E050
47000	35x50	0.90	22	20	5.8	K06016473_PM0E050

RATED  
VOLTAGE  
VDC

**16V**

Cap $\mu\text{F}$	$\varnothing \times L$ mm	Tan $\delta$ MAX 100 Hz 20°C	ESR TYP m $\Omega$ 100 Hz 20°C	Z TYP m $\Omega$ 10 kHz 20°C	Ir a.c. A max 100 Hz 85°C	PART NUMBER termination digit excluded
4700	22x30	0.20	53	45	1.8	K06025472_PM0B030
6800	25x30	0.25	50	38	2.7	K06025682_PM0C030
10000	25x40	0.40	40	35	3.3	K06025103_PM0C040
10000	30x30	0.40	40	35	3.3	K06025103_PM0D030
15000	30x40	0.45	39	28	4.1	K06025153_PM0D040
15000	35x30	0.45	39	28	4.1	K06025153_PM0E030
22000	35x40	0.60	30	22	5.0	K06025223_PM0E040
33000	35x50	0.70	22	18	6.1	K06025333_PM0E050

RATED  
VOLTAGE  
VDC

**25V**

Cap $\mu\text{F}$	$\varnothing \times L$ mm	Tan $\delta$ MAX 100 Hz 20°C	ESR TYP m $\Omega$ 100 Hz 20°C	Z TYP m $\Omega$ 10 kHz 20°C	Ir a.c. A max 100 Hz 85°C	PART NUMBER termination digit excluded
3300	22x30	0.15	72	58	2.1	K06040332_PM0B030
4700	25x30	0.20	50	38	2.8	K06040472_PM0C030
6800	25x40	0.30	48	33	3.4	K06040682_PM0C040
6800	30x30	0.30	48	33	3.4	K06040682_PM0D030
10000	25x40	0.40	38	28	3.8	K06040103_PM0C040
10000	30x40	0.40	39	28	4.3	K06040103_PM0D040
10000	35x30	0.40	39	28	4.3	K06040103_PM0E030
15000	30x40	0.45	32	22	4.0	K06040153_PM0D040
15000	35x40	0.45	32	22	4.8	K06040153_PM0E040
22000	35x50	0.60	28	20	5.4	K06040223_PM0E050

RATED  
VOLTAGE  
VDC

**40V**

## K06 TYPE STANDARD RATINGS

Cap $\mu\text{F}$	$\varnothing$ x L mm	Tan $\delta$ MAX 100 Hz 20°C	ESR TYP m $\Omega$ 100 Hz 20°C	Z TYP m $\Omega$ 10 kHz 20°C	Ir a.c. A max 100 Hz 85°C	PART NUMBER termination digit excluded
2200	22x30	0.20	72	58	1.9	K06050222_PM0B030
3300	25x30	0.20	48	38	2.5	K06050332_PM0C030
4700	25x30	0.20	50	35	2.8	K06050472_PM0C030
6800	25x40	0.30	48	28	3.2	K06050682_PM0C040
6800	30x30	0.30	48	28	3.2	K06050682_PM0D030
10000	30x40	0.35	31	22	3.8	K06050103_PM0D040
10000	35x30	0.35	31	28	3.8	K06050103_PM0E030
10000	35x40	0.35	31	28	4.1	K06050103_PM0E040
15000	35x50	0.45	26	18	4.9	K06050153_PM0E050
22000	40x50	0.50	25	18	7.3	K06050223_PM0F050

RATED  
VOLTAGE  
VDC

**50V**

Cap $\mu\text{F}$	$\varnothing$ x L mm	Tan $\delta$ MAX 100 Hz 20°C	ESR TYP m $\Omega$ 100 Hz 20°C	Z TYP m $\Omega$ 10 kHz 20°C	Ir a.c. A max 100 Hz 85°C	PART NUMBER termination digit excluded
2200	25x30	0.20	79	58	2.2	K06063222_PM0C030
3300	25x40	0.20	50	38	2.6	K06063332_PM0C040
3300	30x30	0.20	50	38	2.6	K06063332_PM0D030
4700	25x40	0.20	41	29	2.8	K06063472_PM0C040
4700	30x40	0.20	41	29	3.5	K06063472_PM0D040
4700	35x30	0.20	41	29	3.5	K06063472_PM0E030
6800	30x40	0.30	35	25	3.6	K06063682_PM0D040
6800	35x40	0.30	35	25	4.0	K06063682_PM0E040
10000	35x50	0.35	32	23	5.8	K06063103_PM0E050
15000	40x50	0.45	30	20	6.8	K06063153_PM0F050

RATED  
VOLTAGE  
VDC

**63V**

Cap $\mu\text{F}$	$\varnothing$ x L mm	Tan $\delta$ MAX 100 Hz 20°C	ESR TYP m $\Omega$ 100 Hz 20°C	Z TYP m $\Omega$ 10 kHz 20°C	Ir a.c. A max 100 Hz 85°C	PART NUMBER termination digit excluded
1000	22x30	0.12	150	100	1.3	K06100102_PM0B030
1000	25x30	0.12	150	100	1.6	K06100102_PM0C030
1000	30x25	0.12	150	100	1.6	K06100102_PM0D025
1500	30x30	0.12	105	82	2.1	K06100152_PM0D030
2200	30x30	0.15	71	60	2.4	K06100222_PM0D030
2200	30x40	0.15	71	60	3.1	K06100222_PM0D040
2200	35x30	0.15	71	60	2.4	K06100222_PM0E030
3300	30x50	0.20	48	39	4.0	K06100332_PM0D050
3300	35x40	0.20	48	39	4.0	K06100332_PM0E040
4700	35x50	0.20	33	26	5.6	K06100472_PM0E050
6800	35x50	0.25	33	25	5.8	K06100682_PM0E050

RATED  
VOLTAGE  
VDC

**100V**

## K06 TYPE STANDARD RATINGS

Cap $\mu\text{F}$	$\varnothing$ x L mm	Tan $\delta$ MAX 100 Hz 20°C	ESR TYP m $\Omega$ 100 Hz 20°C	Z TYP m $\Omega$ 10 kHz 20°C	Ir a.c. A max 100 Hz 85°C	PART NUMBER termination digit excluded
220	22x30	0.10	440	340	0.9	K06200221_PM0B030
330	22x30	0.10	240	133	1.3	K06200331_PM0B030
470	25x30	0.10	169	98	1.5	K06200471_PM0C030
680	25x40	0.10	145	87	2.0	K06200681_PM0C040
680	30x30	0.10	145	87	2.0	K06200681_PM0D030
680	35x30	0.10	145	87	2.0	K06200681_PM0E030
1000	30x40	0.10	95	63	2.6	K06200102_PM0D040
1000	35x40	0.10	95	63	2.8	K06200102_PM0E040
1500	35x40	0.10	70	41	2.9	K06200152_PM0E040
1500	35x50	0.10	70	41	3.7	K06200152_PM0E050
2200	35x50	0.10	45	33	3.90	K06200222_PM0E050

RATED  
VOLTAGE  
VDC

**200V**

Cap $\mu\text{F}$	$\varnothing$ x L mm	Tan $\delta$ MAX 100 Hz 20°C	ESR TYP m $\Omega$ 100 Hz 20°C	Z TYP m $\Omega$ 10 kHz 20°C	Ir a.c. A max 100 Hz 85°C	PART NUMBER termination digit excluded
150	22x30	0.12	530	290	0.9	K06250151_PM0B030
220	25x30	0.12	370	240	1.3	K06250221_PM0C030
330	25x40	0.12	260	153	1.4	K06250331_PM0C040
330	30x30	0.12	260	153	1.4	K06250331_PM0D030
470	25x40	0.12	180	110	1.6	K06250471_PM0C040
470	30x30	0.12	180	110	1.6	K06250471_PM0D030
680	30x40	0.12	145	95	1.9	K06250681_PM0D040
680	35x40	0.12	145	95	2.2	K06250681_PM0E040
1000	35x40	0.12	98	65	2.6	K06250102_PM0E040
1000	35x50	0.12	98	65	3.20	K06250102_PM0E050
1500	35x50	0.15	75	43	4.00	K06250152_PM0E050
2200	40x50	0.15	50	35	5.20	K06250222_PM0F050

RATED  
VOLTAGE  
VDC

**250V**

## K06 TYPE STANDARD RATINGS

Cap $\mu\text{F}$	$\varnothing$ x L mm	Tan $\delta$ MAX 100 Hz 20°C	ESR TYP m $\Omega$ 100 Hz 20°C	Z TYP m $\Omega$ 10 kHz 20°C	Ir a.c. A max 100 Hz 85°C	PART NUMBER termination digit excluded
68	22x25	0.10	1405	1050	0.6	K06400680_PM0B025
68	22x30	0.10	1405	1050	0.6	K06400680_PM0B030
100	22x30	0.10	796	550	0.7	K06400101_PM0B030
100	25x25	0.10	796	550	0.7	K06400101_PM0C025
100	25x30	0.10	796	550	1.0	K06400101_PM0C030
150	25x30	0.10	530	380	1.0	K06400151_PM0C030
150	30x25	0.10	530	380	1.0	K06400151_PM0D025
220	25x40	0.10	360	250	1.2	K06400221_PM0C040
220	30x30	0.10	360	250	1.2	K06400221_PM0D030
330	30x40	0.10	240	170	1.7	K06400331_PM0D040
330	35x30	0.10	240	170	1.7	K06400331_PM0E030
470	35x40	0.10	170	125	2.2	K06400471_PM0E040
470	35x50	0.10	170	125	2.60	K06400471_PM0E040
560	35x50	0.10	165	122	2.60	K06400561_PM0E050
680	35x50	0.10	158	110	2.80	K06400681_PM0E050
680	40x50	0.10	158	110	3.20	K06400681_PM0F050
820	35x60	0.10	140	106	3.50	K06400821_PM0E060
1000	35x60	0.12	103	91	4.40	K06400102_PM0E060
1500	40x97	0.12	65	50	5.79	K06400152_PM0F097

RATED  
VOLTAGE  
VDC

400V

Cap $\mu\text{F}$	$\varnothing$ x L mm	Tan $\delta$ MAX 100 Hz 20°C	ESR TYP m $\Omega$ 100 Hz 20°C	Z TYP m $\Omega$ 10 kHz 20°C	Ir a.c. A max 100 Hz 85°C	PART NUMBER termination digit excluded
68	22x25	0.12	1405	1050	0.6	K06450680_PM0B025
68	22x30	0.12	1405	1050	0.6	K06450680_PM0B030
100	25x30	0.12	800	560	0.7	K06450101_PM0C030
100	30x25	0.12	800	560	0.7	K06450101_PM0D025
150	30x25	0.12	550	400	1.1	K06450151_PM0D025
150	30x30	0.12	550	400	1.1	K06450151_PM0D030
220	30x40	0.12	380	265	1.3	K06450221_PM0D040
220	35x30	0.12	380	265	1.3	K06450221_PM0E030
330	30x50	0.12	255	175	1.7	K06450331_PM0D050
330	35x40	0.12	255	175	1.7	K06450331_PM0E040
470	35x50	0.12	175	125	2.40	K06450471_PM0E050
560	35x50	0.12	165	122	2.50	K06450561_PM0E050
680	35x50	0.12	158	110	2.60	K06450681_PM0E050
680	40x50	0.12	158	110	3.10	K06450681_PM0F050
820	40x60	0.12	110	95	4.00	K06450821_PM0F060
1000	40x77	0.12	110	95	4.90	K06450102_PM0F077
1500	40x97	0.12	110	95	5.56	K06450152_PM0F097

RATED  
VOLTAGE  
VDC

450V

## K06 TYPE STANDARD RATINGS

Cap $\mu\text{F}$	$\varnothing \times L$ mm	Tan $\delta$ MAX 100 Hz 20°C	ESR TYP m $\Omega$ 100 Hz 20°C	Z TYP m $\Omega$ 10 kHz 20°C	Ir a.c. A max 100 Hz 85°C	PART NUMBER termination digit excluded
68	25x30	0.15	1870	1380	0.60	K06500680_PM0C030
100	30x30	0.15	1050	790	0.70	K06500101_PM0D030
150	30x40	0.15	750	580	1.10	K06500151_PM0D040
220	30x50	0.15	579	440	1.40	K06500221_PM0D050
220	35x40	0.15	579	440	1.40	K06500221_PM0E040
330	35x50	0.15	386	290	2.10	K06500331_PM0E050
470	40x50	0.15	271	200	2.50	K06500471_PM0F050
560	40x60	0.15	230	190	3.00	K06500561_PM0F060
680	40x77	0.15	205	155	3.50	K06500681_PM0F077
820	40x97	0.15	141	119	3.90	K06500821_PM0F097
1000	40x77	0.15	135	112	4.00	K06500102_PM0F077
1200	40x97	0.15	125	105	4.90	K06500122_PM0F097
1500	45x97	0.15	115	98	5.14	K06500152_PM0N097

RATED  
VOLTAGE  
VDC

**500V**

Cap $\mu\text{F}$	$\varnothing \times L$ mm	Tan $\delta$ MAX 100 Hz 20°C	ESR TYP m $\Omega$ 100 Hz 20°C	Z TYP m $\Omega$ 10 kHz 20°C	Ir a.c. A max 100 Hz 85°C	PART NUMBER termination digit excluded
68	25x30	0.15	1898	1443	0.75	K06550680_PM0C030
100	30x30	0.15	1271	970	0.95	K06550101_PM0D030
150	30x40	0.15	879	670	1.20	K06550151_PM0D040
180	30x50	0.15	722	550	1.40	K06550181_PM0D050
180	35x40	0.15	722	550	1.41	K06550181_PM0E040
220	35x40	0.15	584	445	1.55	K06550221_PM0E040
270	35x50	0.15	491	377	1.70	K06550271_PM0E050
330	35x60	0.15	400	306	2.45	K06550331_PM0E060
330	40x50	0.15	409	316	2.45	K06550331_PM0F050
470	40x60	0.15	290	223	2.62	K06550471_PM0F060
560	40x77	0.15	234	180	3.10	K06550561_PM0F077
680	40x97	0.15	192	147	3.70	K06550681_PM0F097

RATED  
VOLTAGE  
VDC

**550V**

Cap $\mu\text{F}$	$\varnothing \times L$ mm	Tan $\delta$ MAX 100 Hz 20°C	ESR TYP m $\Omega$ 100 Hz 20°C	Z TYP m $\Omega$ 10 kHz 20°C	Ir a.c. A max 100 Hz 85°C	PART NUMBER termination digit excluded
82	30x30	0.15	1427	1020	0.88	K06600820_PM0D030
100	30x40	0.15	1152	902	1.07	K06600101_PM0D040
150	30x50	0.15	820	630	1.32	K06600151_PM0D050
150	35x40	0.15	820	630	1.34	K06600151_PM0E040
220	35x50	0.15	574	415	1.87	K06600221_PM0E050
270	35x60	0.15	474	353	2.25	K06600271_PM0E060
270	40x50	0.15	474	353	2.25	K06600271_PM0F050
330	40x60	0.15	387	280	2.42	K06600331_PM0F060
470	40x77	0.15	277	193	2.95	K06600471_PM0F077
560	40x97	0.15	229	179	3.50	K06600561_PM0F097

RATED  
VOLTAGE  
VDC

**600V**