



BAS70 SERIES

SURFACE MOUNT SCHOTTKY DIODES

VOLTAGE 70 Volts **CURRENT** 0.2 Amperes

FEATURES

- Fast switching speed
- Surface mount package ideally suited for automatic insertion
Electrical identical standard JEDEC
- Lead free in comply with EU RoHS 2002/95/EC directives.
- Green molding compound as per IEC61249 Std. . (Halogen Free)

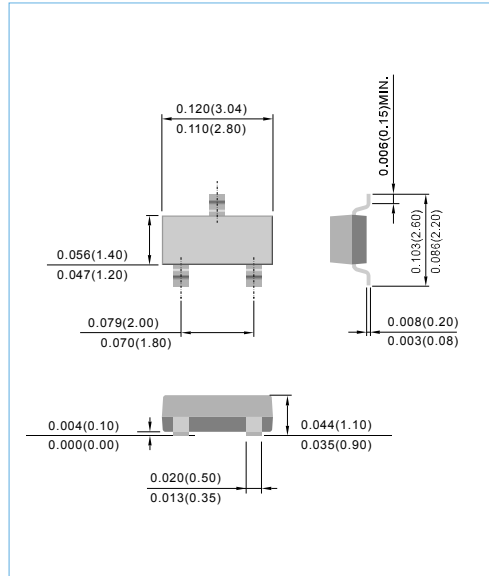
MECHANICAL DATA

Case: SOT-23, Plastic

Terminals: Solderable per MIL-STD-750, Method 2026

Approx. Weight: 0.0003 ounces , 0.008 grams

SOT-23 Unit : inch(mm)



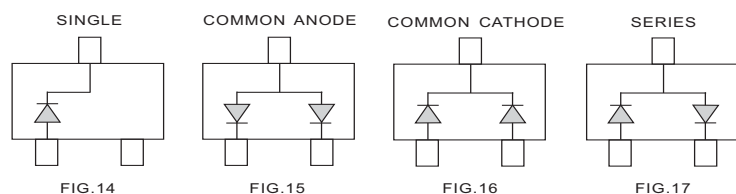
ABSOLUTE RATINGS

Parameter	Symbol	Value	Units
Reverse Voltage	V_R	70	V
Peak Reverse Voltage	V_{RRM}	70	V
Average Rectified Current at Temp=25°C	$I_{F(AV)}$	0.2	A
Non-repetitive Peak Forward Surge Current at t=1.0 s	I_{FSM}	0.6	A

THERMAL CHARACTERISTICS

Parameter	Symbol	BAS70	BAS70A	BAS70C	BAS70S	Units
Marking code	-	A70	A72	A73	A74	-
Power Dissipation	P_D	225				mW
Thermal Resistance , Junction to Ambient (Note 1)	$R_{\theta JA}$	556				°C/W
Operating Junction Temperature	T_J	-55 to 150				°C
Operating Storage Temperature	T_{STG}	-55 to 150				°C
Circuit Configuration	-	SINGLE	COMMON ANODE	COMMON CATHODE	SERIES	-

Note : 1. Mounted on min pad conditions using FR-4 PCB



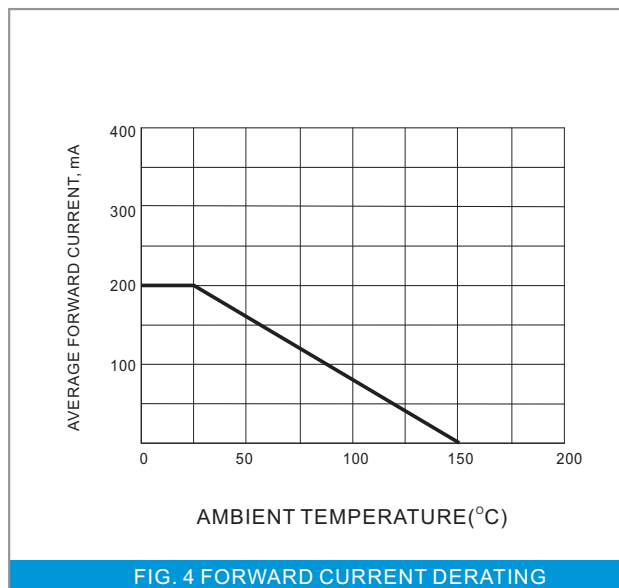
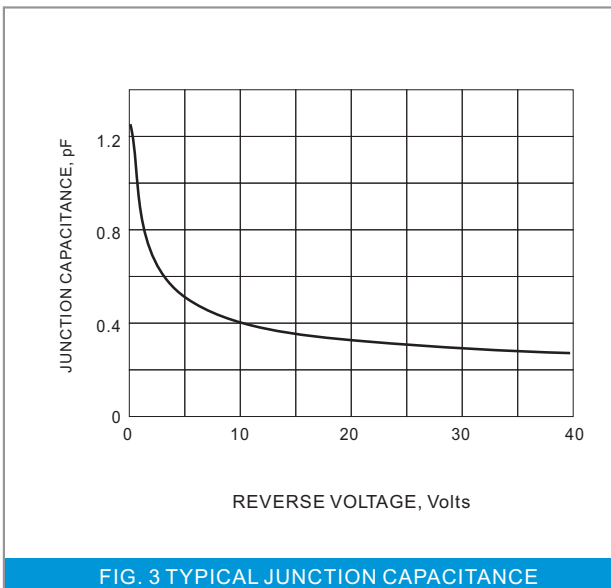
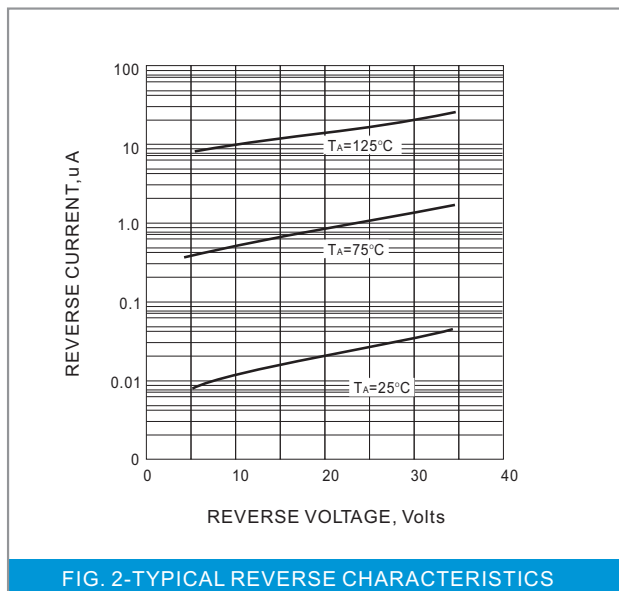
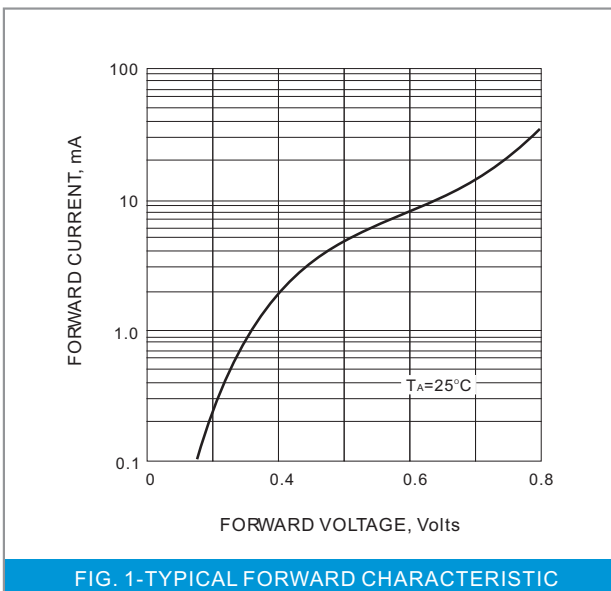


BAS70 SERIES

ELECTRICAL CHARACTERISTICS

Parameter	Symbol	Test Condition	Min.	Typ.	Max.	Units
Reverse Breakdown Voltage	$V_{(BR)}$	$I_R=10 \mu A$	70	--	--	V
Reverse Current	I_R	$V_R=70 V$ $V_R=50 V$	--	--	1.0 0.1	μA
Forward Voltage	V_F	$I_F=1.0mA$ $I_F=10mA$ $I_F=15mA$	--	--	0.41 0.75 1.00	V
Maximum Junction Capacitance	C_J	$V_R=0V, f=1.0MHz$	--	--	2.0	pF

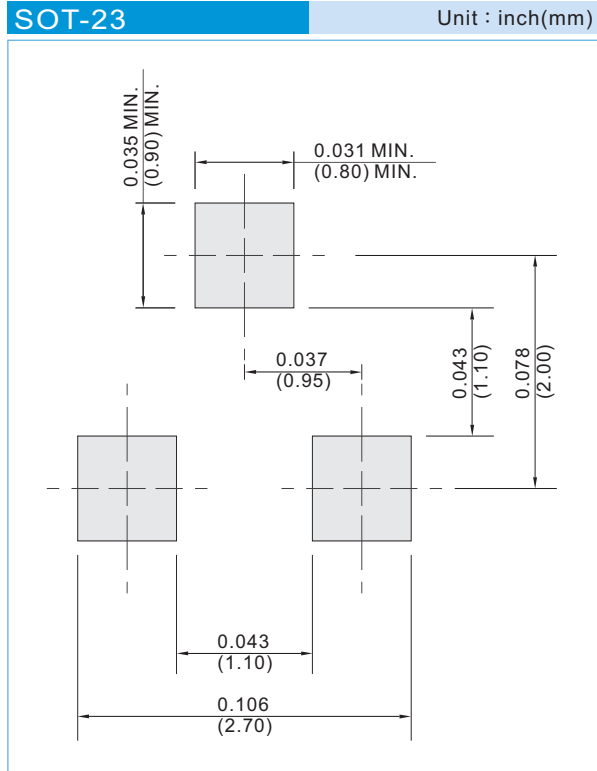
ELECTRICAL CHARACTERISTICS CURVE





BAS70 SERIES

MOUNTING PAD LAYOUT



ORDER INFORMATION

- Packing information
 - T/R - 12K per 13" plastic Reel
 - T/R - 3K per 7" plastic Reel



BAS70 SERIES

Part No_packing code_Version

BAS70_R1_00001

BAS70_R2_00001

For example :

RB500V-40_R2_00001



Packing Code XX				Version Code XXXXX		
Packing type	1 st Code	Packing size code	2 nd Code	HF or RoHS	1 st Code	2 nd ~5 th Code
Tape and Ammunition Box (T/B)	A	N/A	0	HF	0	serial number
Tape and Reel (T/R)	R	7"	1	RoHS	1	serial number
Bulk Packing (B/P)	B	13"	2			
Tube Packing (T/P)	T	26mm	X			
Tape and Reel (Right Oriented) (TRR)	S	52mm	Y			
Tape and Reel (Left Oriented) (TRL)	L	PANASERT T/B CATHODE UP (PBCU)	U			
FORMING	F	PANASERT T/B CATHODE DOWN (PBCD)	D			



BAS70 SERIES

Disclaimer

- Reproducing and modifying information of the document is prohibited without permission from Panjit International Inc..
- Panjit International Inc. reserves the rights to make changes of the content herein the document anytime without notification. Please refer to our website for the latest document.
- Panjit International Inc. disclaims any and all liability arising out of the application or use of any product including damages incidentally and consequentially occurred.
- Panjit International Inc. does not assume any and all implied warranties, including warranties of fitness for particular purpose, non-infringement and merchantability.
- Applications shown on the herein document are examples of standard use and operation. Customers are responsible in comprehending the suitable use in particular applications. Panjit International Inc. makes no representation or warranty that such applications will be suitable for the specified use without further testing or modification.
- The products shown herein are not designed and authorized for equipments requiring high level of reliability or relating to human life and for any applications concerning life-saving or life-sustaining, such as medical instruments, transportation equipment, aerospace machinery et cetera. Customers using or selling these products for use in such applications do so at their own risk and agree to fully indemnify Panjit International Inc. for any damages resulting from such improper use or sale.