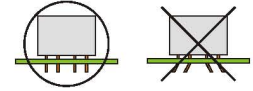




JRC-21F(4100)



JRC-21F(4100)



**Contact specification**

Contact form	1Z、1H
Contact resistance	≤100mΩ ( 1A 6VDC )
Contact material	AgCdO AgSnO <sub>2</sub>
Contact capacity	1A 240VAC/30VDC    2A 120VAC

**Technical specification**

Insulation resistance	≥ 100MΩ ( 500VDC )
Dielectric strength	Between coil and contacts ≥ 500VAC 1min Between open contacts ≥ 500VAC 1min
Terminal type	PCB mounting

**Coil specification**

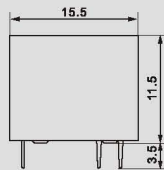
Rated coil power	360mW
------------------	-------

**Coil data**

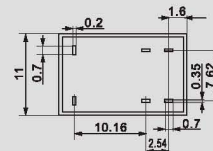
Nominal voltage	Operate voltage	Release voltage	Coil resistance
VDC	VDC	VDC	Ω ± 10%
3	2.3	0.3	25
5	3.8	0.5	70
6	4.5	0.6	100
9	6.8	0.9	220
12	9.0	1.2	400
24	18.0	2.4	1600

**Outline dimension、Mounting holes (Bottom view)、Wiring diagram (Bottom view)**

JRC-21F(4100) Outline dimension



JRC-21F(4100) Mounting holes (Bottom view)



JRC-21F(4100) Wiring diagram (Bottom view)

