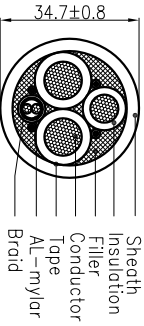


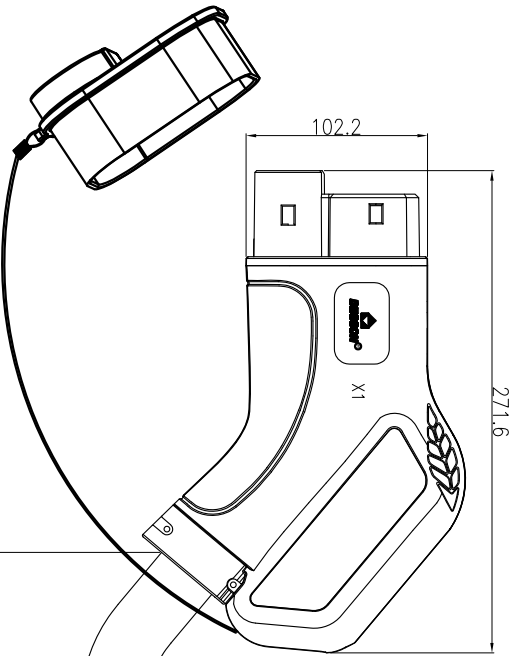
Wiring diagram

DC+	70mm ²	BROWN
DC-	70mm ²	BLUE
PE	35mm ²	YELLOW/GREEN
CP	0.75mm ²	RED
T1+	0.5mm ²	VIOLET
T1-	0.5mm ²	BLACK
T2+	0.5mm ²	ORANGE
T2-	0.5mm ²	GREEN
RC		

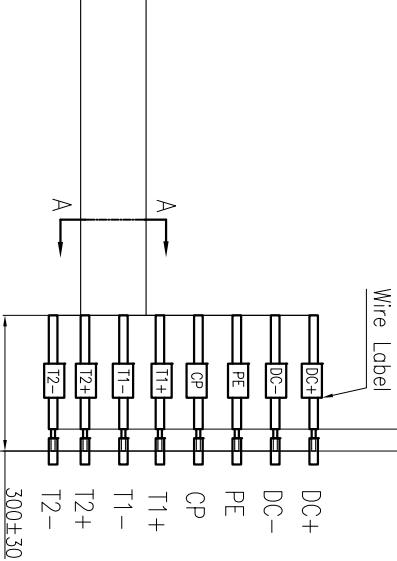
RC=1500Ω±3%



A-A



(Straighten measurement)



公差/General	公差/General tolerance(mm)										公差/General		
0	>3	>6	>10	>18	>30	>50	>80	>120	>180	>250	>315	>400	0.1/10
±	±	±	±	±	±	±	±	±	±	±	±	±	±
±0.12	±0.18	±0.22	±0.26	±0.31	±0.37	±0.57	±0.80	±0.93	±1.05	±1.15	±1.60	±2.20	±2.50

X1 Laser Printing Front Note:

DEGSON
 Laser Printing Back Note(Arial) :
 MEDC-T-200A-V-03-7.0M-30AH
 200A 1000V DC
 IEC 62196-3:2022
 PS4
 20xxxxx-xxxx

CE

NO.	DESCRIPTION	MATERIAL NO.	QTY	MATERIAL	NOTES

APPD: Ye DB	2024.09.18
CHKD: Dong RT	2024.09.18
DRET: Hu MY	2024.09.18

DRAWING NO.	TYPE	DRAWING STATUS	SCALE	SHEET
	CUSTOMER DRAWING		1:3	1/1

REV	ECN	DESCRIPTION	DRET	DATE
2				
3				
4				
5				
6				