

5

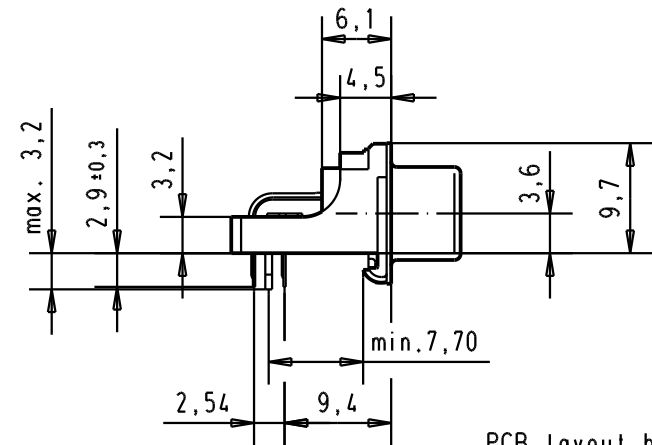
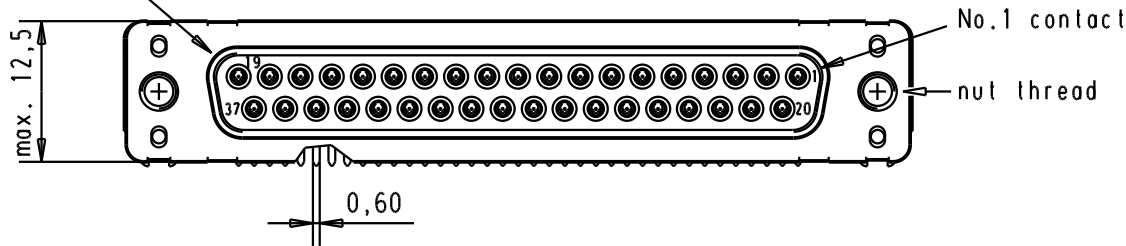
4

3

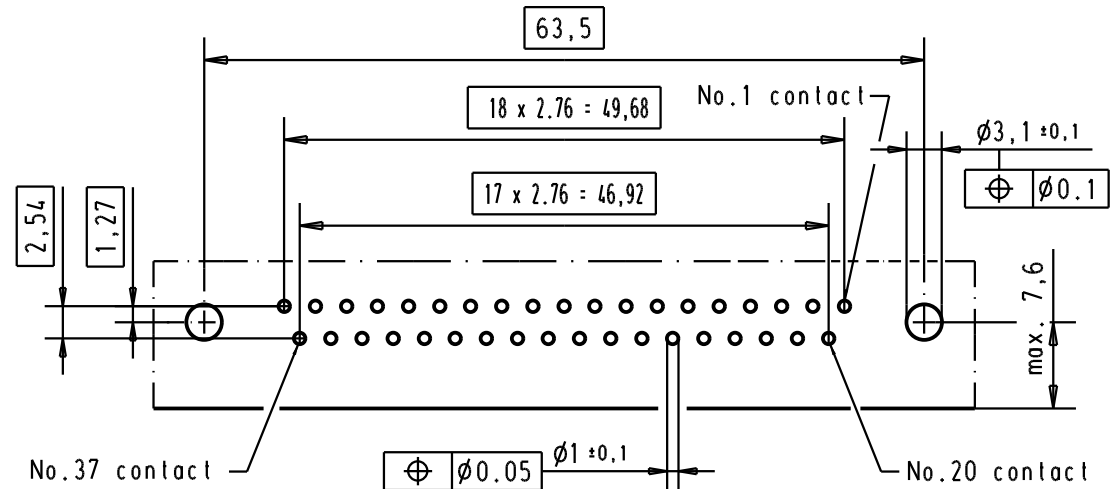
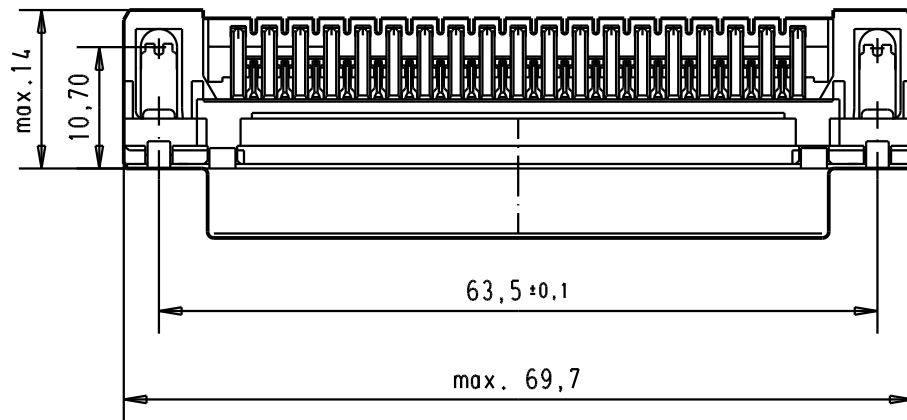
2

1

Mating face according to : MIL-C-24308 / DIN 41652 / CECC 75301-802



PCB layout hole component side



Connector retention and insertion forces on the PCB = 25 / 80 newtons

A

Part number	Nut thread	Performance level	Mod.	Dat.	Name	Dat.	Name	 All Dim. in mm Orig. Size DIN A 4	D-Sub 37 poles low profil angle female, solder pin with nut and grounding board lock.	Maßstab/ Scale 1.5:1
09 66 452 3615	M 3	1								
09 66 452 6615	M 3	2	31892	05/05/04	JH	Detail. 02/sept/00	jfb			
09 66 452 7615	M 3	3	31084	04/SEP/02	YT	Insp.				
09 66 452 3616	4-40 UNC	1	27961	24/nov/00	jfb	Stand.				
09 66 452 6616	4-40 UNC	2	27952	26/oct/00	jfb	HARTING EURL F-95972 Paris			TB 0966452x61x	Blatt/ Page 2
09 66 452 7616	4-40 UNC	3	27948	02/sept/00	jfb					
Part number	Nut thread	Performance level	Mod.	Dat.	Name			Sub.		