

2-1415899-8 ✓ ACTIVE

SCHRACK | SCHRACK Power PCB Relay RZ

TE Internal #: 2-1415899-8

Power Relays, Standard, Monostable, DC, 400 mW Coil Power Rating DC, 360  $\Omega$  Coil Resistance, UL Coil Insulation Class F, SCHRACK Power PCB Relay RZ

[View on TE.com >](#)



Relays, Contactors & Switches > Relays > Power Relays > PCB Power Relay: 12-16 Amp, Monostable



Power Relay Type: **Standard**

Coil Magnetic System: **Monostable, DC**

Coil Power Rating DC: **400 mW**

Coil Resistance: **360  $\Omega$**

Coil Special Features: **UL Coil Insulation Class F**

[All PCB Power Relay: 12-16 Amp, Monostable \(78\)](#)

## Features

### Product Type Features

Power Relay Type	Standard
------------------	----------

### Electrical Characteristics

Insulation Initial Dielectric Between Coil & Contact Class	4000 V
Insulation Initial Dielectric Between Open Contacts	1000 Vrms
Contact Limiting Making Current	30 A
Contact Limiting Short-Time Current	16 A
Contact Limiting Continuous Current	16 A
Insulation Creepage Class	8 mm
Coil Power Rating Class	300 – 400 mW
Insulation Initial Dielectric Between Contacts & Coil	5000 Vrms
Insulation Creepage Between Contact & Coil	10 mm [.394 in]
Contact Limiting Breaking Current	16 A
Coil Magnetic System	Monostable, DC
Coil Power Rating DC	400 mW
Coil Resistance	360 $\Omega$
Coil Special Features	UL Coil Insulation Class F
Coil Voltage Rating	12 VDC

Contact Switching Voltage (Max)	400 VAC
---------------------------------	---------

Contact Voltage Rating	250 VAC
------------------------	---------

### Body Features

Insulation Special Features	Tracking Index of Relay Base PTI250
-----------------------------	-------------------------------------

Product Weight	10 g[.353 oz]
----------------	---------------

### Contact Features

Contact Arrangement	1 Form A (NO)
---------------------	---------------

Contact Current Class	10 – 20 A, 16 A
-----------------------	-----------------

Contact Current Rating (Max)	16 A
------------------------------	------

Contact Material	AgNi90/10
------------------	-----------

Contact Number of Poles	1
-------------------------	---

Relay Terminal Type	PCB-THT
---------------------	---------

### Mechanical Attachment

Relay Mounting Type	Printed Circuit Board
---------------------	-----------------------

### Dimensions

Length Class (Mechanical)	25 – 30 mm
---------------------------	------------

Insulation Clearance Class	9 – 10 mm
----------------------------	-----------

Height Class (Mechanical)	15 – 16 mm
---------------------------	------------

Insulation Clearance Between Contact & Coil	10 mm[.394 in]
---	----------------

Width Class (Mechanical)	12 – 16 mm
--------------------------	------------

Product Width	12.7 mm[.5 in]
---------------	----------------

Product Length	29 mm[1.142 in]
----------------	-----------------

Product Height	15.7 mm[.618 in]
----------------	------------------

### Usage Conditions

Environmental Ambient Temperature (Max)	105 °C[221 °F]
---	----------------

### Packaging Features

Packaging Method	Carton, Tube
------------------	--------------

### Product Compliance

[For compliance documentation, visit the product page on TE.com>](#)

EU RoHS Directive 2011/65/EU	Compliant
------------------------------	-----------

EU ELV Directive 2000/53/EC	Compliant
-----------------------------	-----------



China RoHS 2 Directive MIIT Order No 32, 2016	No Restricted Materials Above Threshold
EU REACH Regulation (EC) No. 1907/2006	Current ECHA Candidate List: JAN 2023 (233) Candidate List Declared Against: JAN 2023 (233) Does not contain REACH SVHC
Halogen Content	Not Low Halogen - contains Br or Cl > 900 ppm.
Solder Process Capability	Wave solder capable to 265°C


Product Compliance Disclaimer

This information is provided based on reasonable inquiry of our suppliers and represents our current actual knowledge based on the information they provided. This information is subject to change. The part numbers that TE has identified as EU RoHS compliant have a maximum concentration of 0.1% by weight in homogenous materials for lead, hexavalent chromium, mercury, PBB, PBDE, DBP, BBP, DEHP, DIBP, and 0.01% for cadmium, or qualify for an exemption to these limits as defined in the Annexes of Directive 2011/65/EU (RoHS2). Finished electrical and electronic equipment products will be CE marked as required by Directive 2011/65/EU. Components may not be CE marked. Additionally, the part numbers that TE has identified as EU ELV compliant have a maximum concentration of 0.1% by weight in homogenous materials for lead, hexavalent chromium, and mercury, and 0.01% for cadmium, or qualify for an exemption to these limits as defined in the Annexes of Directive 2000/53/EC (ELV). Regarding the REACH Regulation, the information TE provides on SVHC in articles for this part number is based on the latest European Chemicals Agency (ECHA) 'Guidance on requirements for substances in articles' posted at this URL: <https://echa.europa.eu/guidance-documents/guidance-on-reach>

### Compatible Parts



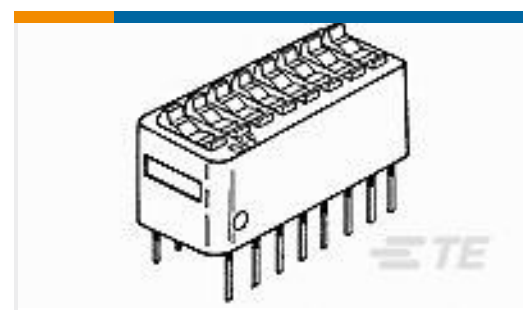
### Also in the Series | SCHRACK Power PCB Relay RZ



### Customers Also Bought



TE Part #3-1625999-3  
HSC100 3R3 5%



TE Part #5435166-5  
DIP SW ASSY-BLK SPST-8POS




TE Part #1825057-1  
ADE0204=DIP SWITCH,EXT,THRU/HL



TE Part #1879026-4  
YR1 0.1% 10R



TE Part #8-1415536-7  
0410 83 050 001WG



TE Part #3-2176481-4  
RA73F 1J 13K 0.1% 5K RL



TE Part #4-2176481-0  
RA73F 1J 15K 0.1% 5K RL



TE Part #5-2158000-8  
RZ03-1A4-D009-00002

## Documents

### CAD Files

#### Customer View Model

[ENG\\_CVM\\_CVM\\_2-1415899-8\\_D.3d\\_igs.zip](#)

English

#### Customer View Model

[ENG\\_CVM\\_CVM\\_2-1415899-8\\_D.3d\\_stp.zip](#)

English

#### Customer View Model

[ENG\\_CVM\\_CVM\\_2-1415899-8\\_D.2d\\_dxf.zip](#)

English

### 3D PDF

3D

By downloading the CAD file I accept and agree to the [Terms and Conditions](#) of use.

### Datasheets & Catalog Pages

#### Power PCB Relay RZH 105C 16A

English

### Product Specifications

#### Definitions General Purpose Relays

English

### Agency Approvals

#### VDE Certificate

English