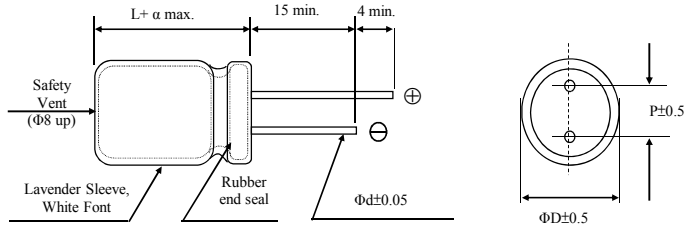


FOR APPROVAL

DIMENSIONS(mm)

ΦD	10
L	16
α	2.0
P	5.0
Φd	0.6



Customer: Ozdisan		Electrolytic Capacitors SDN Series							Su'scon Code			
Electric Characteristics:												
Ozdisan P/N	Su'scon P/N	Cap. (uF)	Cap. Tol. (%)	Rate Volt. (V-DC)	Surge Volt. (V-DC)	Oper. Temp. (°C)	Nominal Case Size D*L(mm)	Leakage Current Max (uA)	D.F. MAX (%)	R.C 100KHz (mA rms)	IMP 100KHz at 25°C (Q)Max	Load Life (Hours)
	SDN025M102G16PKKKS00A	1000	±20	25	32	105	10*16	250	14	1100	0.170	2000

REMARKS:

- Leakage Current Test:** 6.3V ~100V at 20°C for 2 minutes ;160V ~400V at 20°C for 5 minutes ;
- Operating temperature:** 6.3V~100V -55°C~ +105°C ;160V~400V -40°C~ +105°C ;
- Dissipation Factor Test:** at 20°C, 120 Hz.
- Capacitance Test:** at 20°C, 120 Hz.
- Ripple Current Test:** at 105°C, 100K Hz ;
- Load Life:** 2000 hours, subjected to DC voltage with the rated ripple current is applied at 105°C.

Capacitance Change: Within±20% of initial value;
tanδ: 200% or less of initial specified value;
Leakage Current: Initial specified value or less.

7. Shelf Life: The following specifications shall be satisfied when the capacitors are restored to 20°C after exposing them for 1000 hours 105°C without voltage applide. Before the measurement, the capacitor shall be preconditioned by applying voltage according to them 4.1 of JIS C5101-4.

Capacitance Change : Within±20% of initial value;
tanδ: 200% or less of initial specified value;
Leakage Current : Initial specified value or less.

8. when have characteristic requested: Load life & shelf life test and etc. , judgment standard reference to our catalogue.

●SPECIFICATION

Voltage Range 工作電壓範圍	6.3V~100V	160V~400V																																		
Leakage Current 洩漏電流	$V \leq 100V I \leq 0.01CV$ or 3 (μA) (After 2 minutes application of DC rated voltage, at 20 °C) $V > 100V I \leq 0.03CV + 20$ (μA) (After 5 minutes application of DC rated voltage, at 20 °C)																																			
Dissipation Factor 散逸因素 (損失角) (tan δ)	Measurement Frequency:120Hz. Temperature:20°C <table border="1"> <tr> <td>Rate Voltage(V)</td> <td>6.3</td> <td>10</td> <td>16</td> <td>25</td> <td>35</td> <td>50</td> <td>63</td> <td>80</td> <td>100</td> <td>160~250</td> <td>400</td> </tr> <tr> <td>tanδ (MAX)</td> <td>0.22</td> <td>0.19</td> <td>0.16</td> <td>0.14</td> <td>0.12</td> <td>0.10</td> <td>0.08</td> <td>0.08</td> <td>0.07</td> <td>0.20</td> <td>0.24</td> </tr> </table> When nominal capacitance over 1000μF, tanδ shall be added 0.02 to the listed value with increase of every 1000μF.												Rate Voltage(V)	6.3	10	16	25	35	50	63	80	100	160~250	400	tanδ (MAX)	0.22	0.19	0.16	0.14	0.12	0.10	0.08	0.08	0.07	0.20	0.24
Rate Voltage(V)	6.3	10	16	25	35	50	63	80	100	160~250	400																									
tanδ (MAX)	0.22	0.19	0.16	0.14	0.12	0.10	0.08	0.08	0.07	0.20	0.24																									
Standards 參照標準	JIS C-5101-4(IEC 60384)																																			

●RIPPLE CURRENT COEFFICIENTS

Frequency coefficient of allowable ripple current						
Rated Voltage(V)	Capacitance(uF)	Frequency(Hz)				
		50	120	1k	10k	100k
6.3~100	47~100	0.45	0.55	0.75	0.90	1.00
	220~1000	0.60	0.70	0.85	0.95	1.00
	1500~15000	0.70	0.80	0.95	0.98	1.00
160~400	2.2~330	0.55	0.65	0.80	0.90	1.00

The endurance of capacitors is reduced with internal heating produced by ripple current at the rate of halving the lifetime with every 5°C rise.

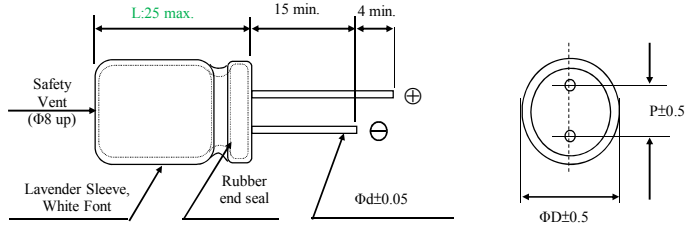
When long life performance is required in actual use, the rms ripple current has to be reduced.

Production date:2023.04.17

FOR APPROVAL

DIMENSIONS(mm)

ΦD	18
L	25
P	7.5
Φd	0.8



Customer: Ozdisan	Electrolytic Capacitors	Su'scon
	SDN Series	Code

Electric Characteristics:												
Ozdisan	Su'scon	Cap. (uF)	Cap. Tol. (%)	Rate Volt. (V-DC)	Surge Volt. (V-DC)	Oper. Temp. (°C)	Nominal Case Size D*L(mm)	Leakage Current Max (uA)	D.F. MAX (%)	R.C 100KHz (mA rms)	IMP 100KHz at 25°C (Q)Max	Load Life (Hours)
P/N	P/N											
	SDN025M472K25PE99S00A	4700	±20	25	32	105	18*25	1175	20	2250	0.035	2000

REMARKS:

1. Leakage Current Test:	6.3V ~100V at 20°C for 2 minutes ; 160V ~400V at 20°C for 5 minutes ;
2. Operating temperature:	6.3V~100V -55°C~ +105°C ; 160V~400V -40°C~ +105°C ;
3. Dissipation Factor Test:	at 20°C, 120 Hz.
4. Capacitance Test:	at 20°C, 120 Hz.
5. Ripple Current Test:	at 105°C, 100K Hz ;
6. Load Life:	2000 hours, subjected to DC voltage with the rated ripple current is applied at 105°C.
Capacitance Change:	Within±20% of initial value;
tanδ:	200% or less of initial specified value;
Leakage Current:	Initial specified value or less.
7. Shelf Life:	The following specifications shall be satisfied when the capacitors are restored to 20°C after exposing them for 1000 hours 105°C without voltage applied. Before the measurement, the capacitor shall be preconditioned by applying voltage according to them 4.1 of JIS C5101-4.
Capacitance Change :	Within±20% of initial value;
tanδ:	200% or less of initial specified value;
Leakage Current :	Initial specified value or less.
8. when have characteristic requested:	Load life & shelf life test and etc. , judgment standard reference to our catalogue.

●SPECIFICATION

Voltage Range 工作電壓範圍	6.3V~100V						160V~400V					
Leakage Current 洩漏電流	V ≤ 100V I ≤ 0.01CV or 3 (μA) (After 2 minutes application of DC rated voltage, at 20 °C) V > 100V I ≤ 0.03CV + 20 (μA) (After 5 minutes application of DC rated voltage, at 20 °C)											
Dissipation Factor 散逸因素 (損失角)	Measurement Frequency:120Hz. Temperature:20°C											
(tan δ)	Rate Voltage(V)	6.3	10	16	25	35	50	63	80	100	160~250	400
	tanδ (MAX)	0.22	0.19	0.16	0.14	0.12	0.10	0.08	0.08	0.07	0.20	0.24
	When nominal capacitance over 1000μF, tanδ shall be added 0.02 to the listed value with increase of every 1000μF.											
Standards 參照標準	JIS C-5101-4(IEC 60384)											

●RIPPLE CURRENT COEFFICIENTS

Frequency coefficient of allowable ripple current						
Rated Voltage(V)	Capacitance(uF)	Frequency(Hz)				
		50	120	1k	10k	100k
6.3~100	47~100	0.45	0.55	0.75	0.90	1.00
	220~1000	0.60	0.70	0.85	0.95	1.00
	1500~15000	0.70	0.80	0.95	0.98	1.00
160~400	2.2~330	0.55	0.65	0.80	0.90	1.00

The endurance of capacitors is reduced with internal heating produced by ripple current at the rate of halving the lifetime with every 5°C rise.

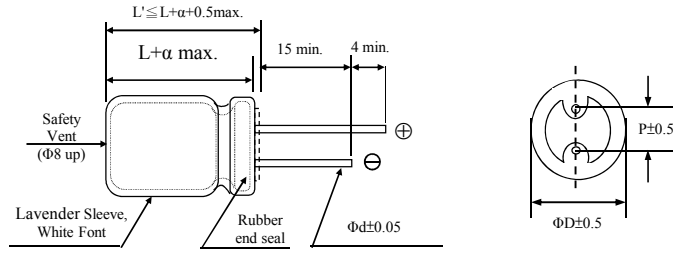
When long life performance is required in actual use, the rms ripple current has to be reduced.

Production date:2023.04.17

FOR APPROVAL

DIMENSIONS(mm)

ΦD	13
L	21
α	2.0
P	5.0
Φd	0.6



Customer: Ozdisan	Electrolytic Capacitors	Su'scon
	SDN Series	Code

Electric Characteristics:												
Ozdisan	Su'scon	Cap. (uF)	Cap. Tol. (%)	Rate Volt. (V-DC)	Surge Volt. (V-DC)	Oper. Temp. (°C)	Nominal Case Size D*L(mm)	Leakage Current Max (uA)	D.F. MAX (%)	R.C 100KHz (mA rms)	IMP 100KHz at 25°C (Q)Max	Load Life (Hours)
P/N	P/N											
	SDN050M102I21TKKKS00A	1000	±20	50	63	105	13*21	500	10	1150	0.130	2000

REMARKS:

- Leakage Current Test:** 6.3V ~100V at 20°C for 2 minutes ;160V ~400V at 20°C for 5 minutes ;
- Operating temperature:** 6.3V~100V -55°C~ +105°C ;160V~400V -40°C~ +105°C ;
- Dissipation Factor Test:** at 20°C, 120 Hz.
- Capacitance Test:** at 20°C, 120 Hz.
- Ripple Current Test:** at 105°C, 100K Hz ;
- Load Life:** 2000 hours, subjected to DC voltage with the rated ripple current is applied at 105°C.

Capacitance Change: Within±20% of initial value;
tanδ: 200% or less of initial specified value;
Leakage Current: Initial specified value or less.

7. Shelf Life: The following specifications shall be satisfied when the capacitors are restored to 20°C after exposing them for 1000 hours 105°C without voltage applide. Before the measurement, the capacitor shall be preconditioned by applying voltage according to them 4.1 of JIS C5101-4.

Capacitance Change : Within±20% of initial value;
tanδ: 200% or less of initial specified value;
Leakage Current : Initial specified value or less.

8. when have characteristic requested: Load life & shelf life test and etc. , judgment standard reference to our catalogue.

●SPECIFICATION

Voltage Range 工作電壓範圍	6.3V~100V	160V~400V																																		
Leakage Current 洩漏電流	$V \leq 100V I \leq 0.01CV$ or 3 (μA) (After 2 minutes application of DC rated voltage, at 20 °C) $V > 100V I \leq 0.03CV + 20$ (μA) (After 5 minutes application of DC rated voltage, at 20 °C)																																			
Dissipation Factor 散逸因素 (損失角) (tan δ)	Measurement Frequency:120Hz. Temperature:20°C <table border="1" style="width: 100%; text-align: center;"> <tr> <td>Rate Voltage(V)</td> <td>6.3</td> <td>10</td> <td>16</td> <td>25</td> <td>35</td> <td>50</td> <td>63</td> <td>80</td> <td>100</td> <td>160~250</td> <td>400</td> </tr> <tr> <td>tanδ (MAX)</td> <td>0.22</td> <td>0.19</td> <td>0.16</td> <td>0.14</td> <td>0.12</td> <td>0.10</td> <td>0.08</td> <td>0.08</td> <td>0.07</td> <td>0.20</td> <td>0.24</td> </tr> </table> When nominal capacitance over 1000μF, tanδ shall be added 0.02 to the listed value with increase of every 1000μF.												Rate Voltage(V)	6.3	10	16	25	35	50	63	80	100	160~250	400	tanδ (MAX)	0.22	0.19	0.16	0.14	0.12	0.10	0.08	0.08	0.07	0.20	0.24
Rate Voltage(V)	6.3	10	16	25	35	50	63	80	100	160~250	400																									
tanδ (MAX)	0.22	0.19	0.16	0.14	0.12	0.10	0.08	0.08	0.07	0.20	0.24																									
Standards 參照標準	JIS C-5101-4(IEC 60384)																																			

●RIPPLE CURRENT COEFFICIENTS

Frequency coefficient of allowable ripple current						
Rated Voltage(V)	Capacitance(uF)	Frequency(Hz)				
		50	120	1k	10k	100k
6.3~100	47~100	0.45	0.55	0.75	0.90	1.00
	220~1000	0.60	0.70	0.85	0.95	1.00
	1500~15000	0.70	0.80	0.95	0.98	1.00
160~400	2.2~330	0.55	0.65	0.80	0.90	1.00

The endurance of capacitors is reduced with internal heating produced by ripple current at the rate of halving the lifetime with every 5°C rise.

When long life performance is required in actual use, the rms ripple current has to be reduced.

Production date:2023.04.17